

COURIER/NEAPS

20th July, 2015

Ms. Chitra Shekhar,
DCS - CDR
BSE Limited
Phiroze Jeejeebhoy Towers (1st Floor)
New Trading Ring, Rotunda, Dalal Street,
Mumbai - 400 001

The Secretary
National Stock Exchange of India Limited
Exchange Plaza, 5th Floor,
Bandra Kurla Complex, Bandra (E),
Mumbai - 400 051

Dear Sir/ Madam,

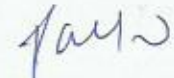
Sub: Shareholding Pattern for the quarter ended 30.06.2015

Please find enclosed Shareholding Pattern of the Company for the quarter ended 30th June, 2015 as per Clause 35 of the Listing Agreement for your reference and record.

We believe you will find the same in order.

Thanking you,

For **HSIL LIMITED**


(Payal M Puri)
Company Secretary

Name: Payal M. Puri
Address: IA 35A, DDA Flats, Phase 1 Ashok Vihar, Delhi - 110052
Membership No. 16068

Encl. As above

HSIL Limited

(An ISO 9001:2008 / OHSAS 18001 Certified Company)

Corporate office:

301-302, III Floor, Park Centra, Sector 30, NH-8,
Gurgaon, Haryana - 122 001.
T +91-124-4779200, F +91-124-4292898/99, marketing@hindware.in

Registered Office:

2, Red Cross Place, Kolkata, West Bengal - 700 001
T +91-33-22487406/07, F +91-33-22487045

CIN No. - L51433WB1960PLC024539

www.hindwarehomes.com

HSIL



(I)(a) Statement Showing Shareholding Pattern

Name of the Company : HSIL LIMITED			
Scrip Code : BSE - 500187, NSE - HSIL			
Name of the scrip : BSE - HSIL, NSE - HSIL			
Class of security : Equity Shares of Rs. 2/- each			
Quarter ended : 30/06/2015			
Partly paid-up shares :-	No. of partly paid-up shares	As a % of total no. of partly paid-up shares	As a % of total no. of shares of the Company
Held by promoter/promoters group	NIL	NIL	NIL
Held by public	NIL	NIL	NIL
Total	NIL	NIL	NIL
Outstanding convertible securities :-	No. of outstanding securities	As a % of total no. of outstanding convertible securities	As a % of total no. of shares of the Company, assuming full conversion of the convertible securities
Held by promoter/promoter group	NIL	NIL	NIL
Held by public	NIL	NIL	NIL
Total	NIL	NIL	NIL
Warrants :-	No. of Warrants	As a % of total no. of warrants	As a % of total no. of shares of the Company, assuming full conversion of warrants
Held by promoter/promoter group	NIL	NIL	NIL
Held by public	NIL	NIL	NIL
Total	NIL	NIL	NIL
Total paid-up capital of the Company, assuming full conversion of warrants and convertible securities	*72,296,395 Equity shares of Rs. 2/- each		

*The Company has issued and allotted 6,250,000 Equity shares of Rs.2/- each to QIB on 16th March, 2015, hence, the share capital of the Company increased from 66,046,395 Equity shares of Rs.2/- each to 72,296,395 Equity shares of Rs.2/- each w.e.f, 16.03.2015.

For HSIL LIMITED


Company Secretary

CERTIFIED TRUE COPY

Category Code	Category of shareholder	Number of shareholders	Total number of shares	Number of Shares held in Dematerialized Form	Total shareholding as a percentage of total number of shares		Shares Pledged or otherwise encumbered	
					As a percentage of (A+B) (VI)	As a percentage of (A+B+C) (VII)	Number of shares (VIII)	As a percentage (IX) = (VIII) / (IV) * 100
(I)	(II)	(III)	(IV)	(V)	(VI)	(VII)	(VIII)	(IX)
(A)	Shareholding of Promoter and Promoter group							
(1)	Indian							
(a)	Individuals/Hindu Undivided Family	5	5,747,719	5,747,719	7.95	7.95	-	-
(b)	Central Government/State Government(s)	-	-	-	-	-	-	-
(c)	Bodies Corporate	3	28,314,530	28,314,530	39.16	39.16	-	-
(d)	Financial Institutions/Banks	-	-	-	-	-	-	-
(e)	Any Other (specify)	-	-	-	-	-	-	-
	Sub-Total(A)(1)	8	34,062,249	34,062,249	47.11	47.11	-	-
(2)	Foreign							
(a)	Individuals (Non-Resident Individuals/ Foreign Individuals)	-	-	-	-	-	-	-
(b)	Bodies Corporate	-	-	-	-	-	-	-
(c)	Institutions	-	-	-	-	-	-	-
(d)	Qualified Foreign Investor	-	-	-	-	-	-	-
(e)	Any Other(specify)	-	-	-	-	-	-	-
	Sub-Total(A)(2)	0	0	0	0.00	0.00	-	-
	Total Shareholding of Promoter and Promoter Group (A)=(A)(1)+(A)(2)	8	34,062,249	34,062,249	47.11	47.11	-	-
(B)	Public Shareholding							
(1)	Institutions							
(a)	Mutual Funds/UTI	71	17,842,317	17,842,317	24.68	24.68	-	-
(b)	Financial Institutions/Banks	10	252,252	236,408	0.35	0.35	-	-
(c)	Central Government/State Government(s)	-	-	-	-	-	-	-
(d)	Venture Capital Funds	-	-	-	-	-	-	-
(e)	Insurance Companies	1	500	-	0.00	0.00	-	-
(f)	Foreign Institutional Investors	50	7,401,064	7,401,064	10.24	10.24	-	-
(g)	Foreign Venture Capital Investors	-	-	-	-	-	-	-
(h)	Qualified Foreign Investor	-	-	-	-	-	-	-
(i)	Any Other (specify)	-	-	-	-	-	-	-
	Sub-Total (B) (1)	132	25,496,133	25,479,789	35.27	35.27	-	-
(2)	Non-Institutions							
(a)	Bodies Corporate	698	3,686,551	3,671,623	5.10	5.10	-	-
(b)	Individuals-							
	i. Individual shareholders holding nominal share capital up to Rs.1 lakh	20694	7,821,658	6,663,062	10.82	10.82	-	-
	ii. Individual shareholders holding nominal share capital in excess of Rs.1 lakh.	13	912,049	912,049	1.26	1.26	-	-
(c)	Qualified Foreign Investor	-	-	-	-	-	-	-
(d)	Any Other (specify)	-	-	-	-	-	-	-
(d-i)	Non-Resident Individual	470	264,375	253,416	0.37	0.37	-	-
(d-ii)	Trusts	5	9,650	9,650	0.01	0.01	-	-
(d-iii)	Clearing Member	97	43,730	43,730	0.06	0.06	-	-
	Sub-Total (B) (2)	21977	12,738,013	11,553,530	17.62	17.62	-	-
	Total Public Shareholding (B)=B(1)+(B)(2)	22109	38,234,146	37,033,319	52.89	52.89	-	-
	Total (A)+(B)	22117	72,296,395	71,095,568	100.00	100.00	-	-
(C)	Shares held by Custodians and against which Depository Receipts have been issued							
(1)	Promoter and Promoter Group	-	-	-	-	-	-	-
(2)	Public	-	-	-	-	-	-	-
	GRAND TOTAL (A)+(B)+(C)	22117	72,296,395	71,095,568	100.00	100.00	-	-

For HSIL LIMITED


CERTIFIED TRUE COPY

Company Secretary

(I) (b) Statement showing holding of securities (including shares, warrants, convertible securities) of persons belonging to the category "Promoter and Promoter Group" as on 30.06.2015

Sr.No.	Name of the shareholder	Details of Shares held		Encumbered Shares			Details of warrants		Details of convertible securities		Total shares (including underlying shares assuming full conversion of warrants and convertible securities) as a percentage of diluted share capital
		No. of shares held	As a % of grand total (A)+(B)+(C)	No.	As a percentage	As a % of grand total (A)+(B)+C of sub-clause (I) (a)	Number of warrants held	As a % total Number of warrants of the same class	Number of convertible securities held	As a % total number of convertible securities of the same class	
(I)	(II)	(III)	(IV)	(V)	(VI)=(V)/(III)* 100	(VII)	(VIII)	(IX)	(X)	(XI)	(XII)
1	Rajendra Kumar Somany	2,620,114	3.62	NIL	NIL	NIL	NIL	NIL	NIL	NIL	3.62
2	Sandip Somany	1,990,908	2.75	NIL	NIL	NIL	NIL	NIL	NIL	NIL	2.75
3	Sandip Somany	913,120	1.26	NIL	NIL	NIL	NIL	NIL	NIL	NIL	1.26
4	Divya Somany	146,912	0.20	NIL	NIL	NIL	NIL	NIL	NIL	NIL	0.20
5	Sumita Somany	76,665	0.11	NIL	NIL	NIL	NIL	NIL	NIL	NIL	0.11
6	Paco Exports Limited	20,664,530	28.58	NIL	NIL	NIL	NIL	NIL	NIL	NIL	28.58
7	Soma Investments Ltd.	4,000,000	5.53	NIL	NIL	NIL	NIL	NIL	NIL	NIL	5.53
8	New Delhi Industrial Promoters and Investors Ltd.	3,650,000	5.05	NIL	NIL	NIL	NIL	NIL	NIL	NIL	5.05
	TOTAL	34,062,249	47.11	NIL	NIL	NIL	NIL	NIL	NIL	NIL	47.11

FOR HAIL LIMITED


Company Secretary

CERTIFIED TRUE COPY

(f) (C) (i) Statement showing holding of securities (including shares, warrants, convertible securities) of persons belonging to the category "Public" and holding more than 1% of the total number of shares as on 30.06.2015

Sr.No.	Name of the shareholder	Number of shares held	Shares as a percentage of total number of shares (i.e. Grand Total (A)+(B)+(C) indicated in Statement at para (f) (a) above	Details of warrants		Details of convertible securities		Total shares (including underlying shares assuming full conversion of warrants and convertible securities) as a % of diluted shares capital	PAN
				Number of warrants held	As a total number of warrants of the same class	Number of convertible securities held	% w.r.t. total number of convertible securities of the same class		
1	RELIANCE CAPITAL TRUSTEE COMPANY LIMITED : A/C.RELIANCE CAPITAL BUILDER FUND - SR A	5,234,218	7.24	NIL	NIL	NIL	NIL	7.24	AAATR0090B
2	SUNDARAM MUTUAL FUND A/C. SUNDARAM INFRASTRUCTURE ADVANTAGE FUND	3,919,922	5.42	NIL	NIL	NIL	NIL	5.42	AAATS2554B
3	HFDC SMALL AND MIDCAP FUND	2,412,321	3.34	NIL	NIL	NIL	NIL	3.34	AAATH1809A
4	MONDRIAN EMERGING MARKETS SMALL CAP EQUITY FUND, L. P.	1,972,840	2.73	NIL	NIL	NIL	NIL	2.73	AAATFM8898D
5	BIRLA SUN LIFE TRUSTEE COMPANY PRIVATE LIMITED A/C. SUN LIFE EMERGING LEADER	1,768,000	2.45	NIL	NIL	NIL	NIL	2.45	AAATB0102C
6	L AND T MUTUAL FUND TRUSTEE LTD- L AND T EQUITY FUND	1,260,268	1.74	NIL	NIL	NIL	NIL	1.74	AAATC4460E
7	ONTARIO PENSION BOARD - MONDRIAN INVESTMENT PARTNERS LIMITED	976,577	1.35	NIL	NIL	NIL	NIL	1.35	AABCO1823B
8	UTI-CAPITAL PROTECTION ORIENTED SCHEME-SERIES IV - (1103 DAYS)	947,712	1.31	NIL	NIL	NIL	NIL	1.31	AAATU1088L
9	CANARA ROBECO MUTUAL FUND A/C.CANARA ROBECO BALANCE	873,154	1.21	NIL	NIL	NIL	NIL	1.21	AAATC3901G
10	AMBIT CORPORATE FINANCE PRIVATE LIMITED	790,900	1.09	NIL	NIL	NIL	NIL	1.09	ABBFA0204C
11	FEARING CAPITAL INDIA EVOLVING FUND	750,000	1.04	NIL	NIL	NIL	NIL	1.04	AAATF3215E
	TOTAL	20,905,912	28.92	NIL	NIL	NIL	NIL	28.92	

For HSIL LIMITED

CERTIFIED TRUE COPY

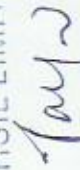
Ray

Company Secretary

(I) (C) (ii) Statement showing holding of securities (including shares, warrants, convertible securities) of persons (together with PAC) belonging to the category "Public" and holding more than 5% of the total number of shares of the Company as on 30.06.2015

Sr No.	Name of the shareholder(s) and the persons Acting in Concert (PAC) with them	Number of Shares held	Shares as a percentage of total number of shares (i.e. Grand Total (A)+(B)+(C) indicated in Statement at para (i) (a) above)	Details of warrants		Details of convertible securities			Total shares (including underlying shares assuming full conversion of warrants and convertible securities) and convertible securities) as a percentage of diluted share capital	PAN
				Number of warrants held	As a % total number of warrants of the same class	Number of convertible securities held	% w.r.t. total number of convertible securities of the same class			
1	RELANCE CAPITAL TRUSTEE COMPANY LIMITED : A/C. RELIANCE CAPITAL BUILDER FUND - SR.A	5,234,218	7.24	NIL	NIL	NIL	NIL	7.24	AAATR0090B	
2	SUNDARAM MUTUAL FUND A/C. SUNDARAM INFRASTRUCTURE ADVANTAGE FUND	3,919,922	5.42	NIL	NIL	NIL	NIL	5.42	AAATS2554B	
	TOTAL	9,154,140	12.66					12.66		

For HSIL LIMITED



Company Secretary

CERTIFIED TRUE COPY

(I)(d) Statement showing details of locked-in shares as on 30.06.2015

Sr. No.	Name of the shareholder	Number of locked-in-shares	Locked-in shares as a percentage of total number of shares (i.e., Grand Total (A)+(B)+(C) indicated in Statement at para (I)(a) above)
	NIL	NIL	NIL
TOTAL	NIL	NIL	NIL

(II)(a) Statement showing details of Depository Receipts (DRs) as on 30.06.2015

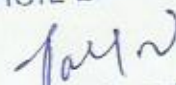
Sr.No.	Type of outstanding DR (ADRs,GDRs, SDRs, etc.)	Number of outstanding DRs	Number of shares underlying outstanding DRs	Shares underlying outstanding DRs as a percentage of total number of shares { i.e., Grand Total (A) + (B) + (C) indicated in Statement at para (I) (a) above}
	NIL	NIL	NIL	NIL
TOTAL	NIL	NIL	NIL	NIL

(II)(b) Statement showing holdings of Depository Receipts (DRs), where underlying shares held by 'promoter/promoter group' are in excess of 1% of the total number of shares as on 30.06.2015

Sr.No.	Name of the DR Holder	Type of outstanding DR (ADRs,GDRs, (ADRs, GDRs, SDRs etc.)	Number of shares underlying outstanding DRs	Shares underlying outstanding DRs as a percentage of total umber of Shares (i.e., Grand Total (A) + (B) +(C) indicated in Statement at para (I) (a) above)
	NIL	NIL	Nil	NIL
TOTAL	NIL	NIL	NIL	NIL

CERTIFIED TRUE COPY

For HSIL LIMITED


Company Secretary

(III) (a) Statement showing the voting pattern of shareholders, if more than one class of shares/securities is issued by the issuer
(Give description of voting rights for each class of securities)

Class X: Equity

Class Y:

Class Z:

Category Code	Category of Shareholder	Number of Voting Rights held in each class of securities			Total Voting Rights (III) + (IV) + (V)	Total Voting Rights i. e. (VI)	
		Class X (EQUITY) (III)	Class Y (IV)	Class Z (V)		As a percentage of (A+B) (VII)	As a percentage of (A+B+C) (VIII)
(I)	(II)						
(A)	Promoter and Promoter group						
(1)	Indian						
(a)	Individuals/Hindu Undivided Family	5,747,719	-	-	5,747,719	7.95	7.95
(b)	Central Government/State Government(s)	-	-	-	-	-	-
(c)	Bodies Corporate	28,314,530	-	-	28,314,530	39.16	39.16
(d)	Financial Institutions/Banks	-	-	-	-	-	-
(e)	Any Other (specify)	-	-	-	-	-	-
(2)	Sub-Total(A)(1)	34,062,249	-	-	34,062,249	47.11	47.11
	Foreign						
(a)	Individuals (Non-Resident Individuals/ Foreign Individuals)	-	-	-	-	-	-
(b)	Bodies Corporate	-	-	-	-	-	-
(c)	Institutions	-	-	-	-	-	-
(d)	Any Other (specify)	-	-	-	-	-	-
	Sub-Total(A)(2)	-	-	-	-	-	-
	Total Shareholding of Promoter and Promoter Group (A)=(A)(1)+(A)(2)	34,062,249			34,062,249	47.11	47.11

For HSIL LIMITED

[Signature]

Company Secretary

CERTIFIED TRUE COPY

(B)	Public Shareholding								
(1)	Institutions								
(a)	Mutual Funds/UTI	17,842,317	-	-	-	17,842,317	-	24.68	24.68
(b)	Financial Institutions/Banks	252,252	-	-	-	252,252	-	0.35	0.35
(c)	Central Government/State Government(s)	-	-	-	-	-	-	-	-
(d)	Venture Capital Funds	-	-	-	-	-	-	-	-
(e)	Insurance Companies	500	-	-	-	500	-	0.00	0.00
(f)	Foreign Institutional Investors	7,401,064	-	-	-	7,401,064	-	10.24	10.24
(g)	Foreign Venture Capital Investors	-	-	-	-	-	-	-	-
(h)	Any Other (specify)	-	-	-	-	-	-	-	-
	Sub-Total (B) (1)	25,496,133	-	-	-	25,496,133	-	35.27	35.27
(2)	Non-Institutions								
(a)	Bodies Corporate	3,686,551	-	-	-	3,686,551	-	5.10	5.10
(b)	Individuals-								
	i. Individual shareholders holding nominal share capital up to Rs. 1 lakh	7,821,658	-	-	-	7,821,658	-	10.82	10.82
	ii. Individual shareholders holding nominal share capital in excess of Rs. 1 lakh.	912,049	-	-	-	912,049	-	1.26	1.26
(c)	Any Other (specify)	-	-	-	-	-	-	-	-
(c-i)	Non-Resident Individual	264,375	-	-	-	264,375	-	0.37	0.37
(c-ii)	Trusts	9,650	-	-	-	9,650	-	0.01	0.01
(c-iii)	Clearing Member	43,730	-	-	-	43,730	-	0.06	0.06
	Sub-Total (B) (2)	12,738,013	-	-	-	12,738,013	-	17.62	17.62
	Total Public Shareholding (B)=B(1)+(B)(2)	38,234,146	-	-	-	38,234,146	-	52.89	52.89
	Total (A)+(B)	72,296,395	-	-	-	72,296,395	-	100.00	100.00
(C)	Shares held by Custodians and against which Depository Receipts have been issued	-	-	-	-	-	-	-	-
	GRAND TOTAL (A)+(B)+(C)	72,296,395	-	-	-	72,296,395	-	100.00	100.00

For HSIL LIMITED



Company Secretary

CERTIFIED TRUE COPY