

hindware

Courier/ NEAPS

13th January, 2015

**The Secretary
National Stock Exchange of India Limited
Exchange Plaza, 5th Floor,
Bandra Kurla Complex, Bandra (E),
Mumbai – 400 051**

**Ms. Chitra Shekhar,
DCS - CDR
BSE Limited
Phiroze Jeejeebhoy Towers (1st Floor)
New Trading Ring, Rotunda, Dalal Street,
Mumbai - 400 001**

Dear Sir/ Madam,

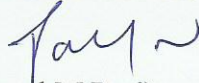
Sub: Shareholding Pattern for the quarter ended 31.12.2014

Please find enclosed Shareholding Pattern of the Company for the quarter ended 31st December, 2014 as per Clause 35 of the Listing Agreement for your reference and record.

We believe you will find the same in order.

Thanking you,

For **HSIL LIMITED**


(Payal M Puri)
Company Secretary

Encl. As above

HSIL Limited

(An ISO 9001 14001 OHSAS 18001 Certified Company)

Corporate office:

301-302, III Floor, Park Centra, Sector 30, NH-8,
Gurgaon, Haryana - 122 001.
T +91-124-4779200, F +91-124-4292898/99, marketing@hindware.in

Registered Office:

2, Red Cross Place, Kolkata, West Bengal - 700 001
T +91-33-22487406/07, F +91-33-22487045

CIN No. - L 51433WB1960PLC024539


www.hindwarehomes.com

HSIL

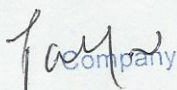


(D)(a) Statement Showing Shareholding Pattern

Name of the Company : HSIL LIMITED			
Scrip Code : BSE - 500187, NSE - HSIL			
Name of the scrip : BSE - HSIL, NSE - HSIL			
Class of security : Equity Shares of Rs. 2/- each			
Quarter ended : 31/12/2014			
Partly paid-up shares :-	No. of partly paid-up shares	As a % of total no. of partly paid-up shares	As a % of total no. of shares of the Company
Held by promoter/promoters group	NIL	NIL	NIL
Held by public	NIL	NIL	NIL
Total	NIL	NIL	NIL
Outstanding convertible securities :-	No. of outstanding securities	As a % of total no. of outstanding convertible securities	As a % of total no. of shares of the Company, assuming full conversion of the convertible securities
Held by promoter/promoter group	NIL	NIL	NIL
Held by public	NIL	NIL	NIL
Total	NIL	NIL	NIL
Warrants :-	No. of Warrants	As a % of total no. of warrants	As a % of total no. of shares of the Company, assuming full conversion of warrants
Held by promoter/promoter group	NIL	NIL	NIL
Held by public	NIL	NIL	NIL
Total	NIL	NIL	NIL
Total paid-up capital of the Company, assuming full conversion of warrants and convertible securities	66,046,395 Equity shares of Rs. 2/- each		

For HSIL LIMITED

Company Secretary

Category Code	Category of shareholder	Number of shareholders	Total number of shares	Number of Shares held in Dematerialized Form	Total shareholding as a percentage of total number of shares		Shares Pledged or otherwise encumbered	
					As a percentage of (A+B)	As a percentage of (A+B+C)	Number of shares	As a percentage
(I)	(II)	(III)	(IV)	(V)	(VI)	(VII)	(VIII)	(IX) = (VIII) / (IV) * 100
(A)	Shareholding of Promoter and Promoter group							
(1)	Indian							
(a)	Individuals/Hindu Undivided Family	5	57,47,719	57,47,719	8.70	8.70	-	-
(b)	Central Government/State Government(s)	-	-	-	-	-	-	-
(c)	Bodies Corporate	3	2,83,14,530	2,83,14,530	42.87	42.87	-	-
(d)	Financial Institutions/Banks	-	-	-	-	-	-	-
(e)	Any Other (specify)	-	-	-	-	-	-	-
	Sub-Total(A)(1)	8	3,40,62,249	3,40,62,249	51.57	51.57	-	-
(2)	Foreign							
(a)	Individuals (Non-Resident Individuals/ Foreign Individuals)	-	-	-	-	-	-	-
(b)	Bodies Corporate	-	-	-	-	-	-	-
(c)	Institutions	-	-	-	-	-	-	-
(d)	Qualified Foreign Investor	-	-	-	-	-	-	-
(e)	Any Other(specify)	-	-	-	-	-	-	-
	Sub-Total(A)(2)	0	0	0	0.00	0.00	-	-
	Total Shareholding of Promoter and Promoter Group (A)=(A)(1)+(A)(2)	8	3,40,62,249	3,40,62,249	51.57	51.57	-	-
(B)	Public Shareholding							
(1)	Institutions							
(a)	Mutual Funds/UTI	37	1,35,14,596	1,35,14,596	20.46	20.46	-	-
(b)	Financial Institutions/Banks	7	17,531	1,687	0.03	0.03	-	-
(c)	Central Government/State Government(s)	-	-	-	-	-	-	-
(d)	Venture Capital Funds	-	-	-	-	-	-	-
(e)	Insurance Companies	1	500	-	0.00	0.00	-	-
(f)	Foreign Institutional Investors	39	70,77,543	70,77,543	10.72	10.72	-	-
(g)	Foreign Venture Capital Investors	-	-	-	-	-	-	-
(h)	Qualified Foreign Investor	-	-	-	-	-	-	-
(i)	Any Other (specify)	-	-	-	-	-	-	-
	Sub-Total (B) (1)	84	2,06,10,170	2,05,93,826	31.21	31.21	-	-
(2)	Non-Institutions							
(a)	Bodies Corporate	527	22,90,042	22,75,114	3.47	3.47	-	-
(b)	Individuals-							
	i. Individual shareholders holding nominal share capital up to Rs.1 lakh	16303	75,97,988	64,03,391	11.50	11.50	-	-
	ii. Individual shareholders holding nominal share capital in excess of Rs.1 lakh.	13	12,07,524	12,07,524	1.83	1.83	-	-
(c)	Qualified Foreign Investor	-	-	-	-	-	-	-
(d)	Any Other (specify)	-	-	-	-	-	-	-
(d-i)	Non-Resident Individual	386	2,33,450	2,22,491	0.35	0.35	-	-
(d-ii)	Trusts	6	12,152	12,152	0.02	0.02	-	-
(d-iii)	Clearing Member	60	32,820	32,820	0.05	0.05	-	-
	Sub-Total (B) (2)	17295	1,13,73,976	1,01,53,492	17.22	17.22	-	-
	Total Public Shareholding (B)=B(1)+(B)(2)	17379	3,19,84,146	3,07,47,318	48.43	48.43	-	-
	Total (A)+(B)	17387	6,60,46,395	6,48,09,567	100.00	100.00	-	-
(C)	Shares held by Custodians and against which Depository Receipts have been issued							
(1)	Promoter and Promoter Group	-	-	-	-	-	-	-
(2)	Public	-	-	-	-	-	-	-
	GRAND TOTAL (A)+(B)+(C)	17387	6,60,46,395	6,48,09,567	100.00	100.00	-	-



 Company Secretary

(l) (b) Statement showing holding of securities (including shares, warrants, convertible securities) of persons belonging to the category "Promoter and Promoter Group" as on 31.12.2014

Sr.No.	Name of the shareholder	Details of Shares held		Encumbered Shares			Details of warrants		Details of convertible securities		Total shares (including underlying shares assuming full conversion of warrants and convertible securities) as a percentage of diluted share capital
		No. of shares held	As a % of grand total (A)+(B)+(C)	No.	As a percentage	As a % of grand total (A)+(B)+© of sub-clause (l) (a)	Number of warrants held	As a % total Number of warrants of the same class	Number of convertible securities held	As a % total number of convertible securities of the same class	
(l)	(ll)	(lll)	(lv)	(v)	(vi)=(v)/(iii)* 100	(vii)	(viii)	(ix)	(x)	(xi)	(xii)
1	Rajendra Kumar Somany	26,20,114	3.96	NIL	NIL	NIL	NIL	NIL	NIL	NIL	3.96
2	Sandip Somany	19,90,908	3.01	NIL	NIL	NIL	NIL	NIL	NIL	NIL	3.01
3	Sandip Somany	9,13,120	1.38	NIL	NIL	NIL	NIL	NIL	NIL	NIL	1.38
4	Divya Somany	1,46,912	0.22	NIL	NIL	NIL	NIL	NIL	NIL	NIL	0.22
5	Sumita Somany	76,665	0.12	NIL	NIL	NIL	NIL	NIL	NIL	NIL	0.12
6	Paco Exports Limited	2,06,64,530	31.29	NIL	NIL	NIL	NIL	NIL	NIL	NIL	31.29
7	Soma Investments Ltd.	40,00,000	6.06	NIL	NIL	NIL	NIL	NIL	NIL	NIL	6.06
8	New Delhi Industrial Promoters and Investors Ltd.	36,50,000	5.53	NIL	NIL	NIL	NIL	NIL	NIL	NIL	5.53
	TOTAL	3,40,62,249	51.57	NIL	NIL	NIL	NIL	NIL	NIL	NIL	51.57


For HSIL LIMITED

Company Secretary

(I) (C) (i) Statement showing holding of securities (including shares, warrants, convertible securities) of persons belonging to the category "Public" and holding more than 1% of the total number of shares as on 31.12.2014

Sr.No.	Name of the shareholder	Number of shares held	Shares as a percentage of total number of shares (i.e. Grand Total (A)/(B)*(C) indicated in Statement at para (I) (a) above	Details of warrants		Details of convertible securities		Total shares (including underlying warrants and convertible securities) as a % of diluted shares capital
				Number of warrants held	As a total number of warrants of the same class	Number of convertible securities	% w.r.t. total number of convertible securities of the	
1	RELIANCE CAPITAL TRUSTEE COMPANY LIMITED A/C. RELIANCE GROWTH FUND	35,63,744	5.39	NIL	NIL	NIL	NIL	5.39
2	SUNDARAM MUTUAL FUND A/C SUNDARAM SELECT MIDCAP	20,80,000	3.15	NIL	NIL	NIL	NIL	3.15
3	MONDRIAN EMERGING MARKETS SMALL CAP EQUITY FUND, L. P.	17,94,932	2.72	NIL	NIL	NIL	NIL	2.72
4	HDFC TRUSTEE COMPANY LIMITED - HDFC PRUDENCE FUND	10,76,042	1.63	NIL	NIL	NIL	NIL	1.63
5	NATIONAL WESTMINSTER BANK PLC AS TRUSTEE OF THE JUPITER INDIA FUND	9,68,000	1.47	NIL	NIL	NIL	NIL	1.47
6	ONTARIO PENSION BOARD - MONDRIAN INVESTMENT PARTNERS LIMITED	9,43,977	1.43	NIL	NIL	NIL	NIL	1.43
7	SUNDARAM MUTUAL FUND A/C SUNDARAM SMILE FUND	8,64,694	1.31	NIL	NIL	NIL	NIL	1.31
8	AMBIT CORPORATE FINANCE PVT. LTD.	8,10,900	1.23	NIL	NIL	NIL	NIL	1.23
9	RELIANCE CAPITAL TRUSTEE CO. LTD. A/C RELIANCE CAP FUND	7,65,374	1.16	NIL	NIL	NIL	NIL	1.16
	TOTAL	1,28,67,663	19.48	NIL	NIL	NIL	NIL	19.48

For HSIL LIMITED



Company Secretary

(f) (C) (ii) Statement showing holding of securities (including shares, warrants, convertible securities) of persons (together with PAC) belonging to the category "Public" and holding more than 5% of the total number of shares of the Company as on 31.12.2014

Sr. No.	Name of the shareholder(s) and the persons Acting in Concert (PAC) with them	Number of Shares held	Shares as a percentage of total number of shares (i.e. Grand Total (A)+(B)+(C) indicated in Statement at para (l) (a) above)	Details of warrants		Details of convertible securities			Total shares (including underlying shares assuming full conversion of warrants and convertible securities) as a percentage of diluted share capital
				Number of warrants held	As a % total number of warrants of the same class	Number of convertible securities held	% w.r.t. total number of convertible securities of the same class		
1	RELINCE CAPITAL TRUSTEE COMPANY LIMITED A/C RELIANCE GROWTH FUND & RELIANCE CAP FUND	35,63,744	5.39	NIL	NIL	NIL	NIL	5.39	
Total		35,63,744	5.39					5.39	

FOR HSIL LIMITED


Company Secretary

(I)(d) Statement showing details of locked-in shares

Sr. No.	Name of the shareholder	Number of locked-in-shares	Locked-in shares as a percentage of total number of shares {i.e., Grand Total (A)+(B)+(C) indicated in Statement at para (I)(a) above}
1	NIL	NIL	NIL
TOTAL	NIL	NIL	NIL

(II)(a) Statement showing details of Depository Receipts (DRs)

Sr.No.	Type of outstanding DR (ADRs,GDRs, SDRs, etc.)	Number of outstanding DRs	Number of shares underlying outstanding DRs	Shares underlying outstanding DRs as a percentage of total number of shares { i.e., Grand Total (A) + (B) + (C) indicated in Statement at para (I) (a) above}
1	NIL	NIL	NIL	NIL
TOTAL	NIL	NIL	NIL	NIL

(II)(b) Statement showing holdings of Depository Receipts (DRs), where underlying shares held by 'promoter/ promoter group' are in excess of 1% of the total number of shares

Sr.No.	Name of the DR Holder	Type of outstanding DR	Number of shares underlying outstanding DRs	Shares underlying outstanding DRs as a percentage of total number of Shares {i.e., Grand Total (A) + (B) +(C) indicated in Statement at para (I) (a) above}
1	NIL	NIL	Nil	NIL
TOTAL	NIL	NIL	NIL	NIL

For HSIL LIMITED
Tanw
Company Secretary

(III) (a) Statement showing the voting pattern of shareholders, if more than one class of shares/securities is issued by the issuer
(Give description of voting rights for each class of securities)

Class X: Equity

Class Y:

Class Z:

Category Code	Category of Shareholder	Number of Voting Rights held in each class of securities			Total Voting Rights (III) + (IV) + (V)	Total Voting Rights i. e. (VI)	
		Class X (EQUITY) (III)	Class Y (IV)	Class Z (V)		As a percentage of (A+B) (VII)	As a percentage of (A+B+C) (VIII)
(I)	(II)						
(A)	Promoter and Promoter group						
(1)	Indian						
(a)	Individuals/Hindu Undivided Family	57,47,719	-	-	57,47,719	8.70	8.70
(b)	Central Government/State Government(s)	-	-	-	-	-	-
(c)	Bodies Corporate	2,83,14,530	-	-	2,83,14,530	42.87	42.87
(d)	Financial Institutions/Banks	-	-	-	-	-	-
(e)	Any Other (specify)	-	-	-	-	-	-
(2)	Sub-Total(A)(1) Foreign	3,40,62,249	-	-	3,40,62,249	51.57	51.57
(a)	Individuals (Non-Resident Individuals/ Foreign Individuals)	-	-	-	-	-	-
(b)	Bodies Corporate	-	-	-	-	-	-
(c)	Institutions	-	-	-	-	-	-
(d)	Any Other (specify)	-	-	-	-	-	-
	Sub-Total(A)(2)	-	-	-	-	-	-
	Total Shareholding of Promoter and Promoter Group (A)=(A)(1)+(A)(2)	3,40,62,249			3,40,62,249	51.57	51.57

For HSIL LIMITED
Payal
 Company Secretary

(B)	Public Shareholding								
(1)	Institutions								
(a)	Mutual Funds/UTI	1,35,14,596	-	-	-	1,35,14,596	20.46	20.46	20.46
(b)	Financial Institutions/Banks	17,531	-	-	-	17,531	0.03	0.03	0.03
(c)	Central Government/State Government(s)	-	-	-	-	-	-	-	-
(d)	Venture Capital Funds	-	-	-	-	-	-	-	-
(e)	Insurance Companies	500	-	-	-	500	0.00	0.00	0.00
(f)	Foreign Institutional Investors	70,77,543	-	-	-	70,77,543	10.72	10.72	10.72
(g)	Foreign Venture Capital Investors	-	-	-	-	-	-	-	-
(h)	Any Other (specify)	-	-	-	-	-	-	-	-
	Sub-Total (B)(1)	2,06,10,170	-	-	-	2,06,10,170	31.21	31.21	31.21
(2)	Non-Institutions								
(a)	Bodies Corporate	22,90,042	-	-	-	22,90,042	3.47	3.47	3.47
(b)	Individuals-								
	i. Individual shareholders holding nominal share capital up to Rs.1 lakh	75,97,988	-	-	-	75,97,988	11.50	11.50	11.50
	ii. Individual shareholders holding nominal share capital in excess of Rs.1 lakh.	12,07,524	-	-	-	12,07,524	1.83	1.83	1.83
(c)	Any Other (specify)								
(c-i)	Non-Resident Individual	2,33,450	-	-	-	2,33,450	0.35	0.35	0.35
(c-ii)	Trusts	12,152	-	-	-	12,152	0.02	0.02	0.02
(c-iii)	Clearing Member	32,820	-	-	-	32,820	0.05	0.05	0.05
	Sub-Total (B)(2)	1,13,73,976	-	-	-	1,13,73,976	17.22	17.22	17.22
	Total Public Shareholding (B)=B(1)+B(2)	3,19,84,146	-	-	-	3,19,84,146	48.43	48.43	48.43
	Total (A)+(B)	6,60,46,395	-	-	-	6,60,46,395	100.00	100.00	100.00
(C)	Shares held by Custodians and against which Depository Receipts have been issued								
	GRAND TOTAL (A)+(B)+(C)	6,60,46,395	-	-	-	6,60,46,395	100.00	100.00	100.00

For HSIL LIMITED
Tayn
 Company Secretary