

# hindware

Date: 15<sup>th</sup> April, 2014

**The Secretary**  
**National Stock Exchange of India Limited**  
**Exchange Plaza, 5<sup>th</sup> Floor,**  
**Bandra Kurla Complex, Bandra (E),**  
**Mumbai – 400 051**

**Ms. Chitra Shekhar,**  
**DCS - CDR**  
**BSE Limited**  
**Phiroze Jeejeebhoy Towers (1<sup>st</sup> Floor)**  
**New Trading Ring, Rotunda, Dalal Street,**  
**Mumbai - 400 001**

Dear Sir/ Madam,

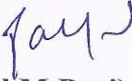
**Sub: Shareholding Pattern for the quarter ended 31.03.2014**

Enclosed please find Shareholding Pattern of the Company for the quarter ended 31<sup>st</sup> March, 2014 as per Clause 35 of the Listing Agreement for your reference and record.

We believe you will find the same in order.

Thanking you,

For **HSIL LIMITED**

  
**(Payal M Puri)**  
Company Secretary

Encl. As above

## **HSIL Limited**

(An ISO 9001 14001 OHSAS 18001 Certified Company)

301-302, III Floor, Park Centra, Sector 30, NH-8,  
Gurgaon, Haryana - 122 001.  
T +91-124-4779200, F +91-124-4292898/99, delhi@hindware.co.in

### **Registered Office:**

2, Red Cross Place, Kolkata, West Bengal - 700 001

[www.hindwarehome.com](http://www.hindwarehome.com)

**HSIL**

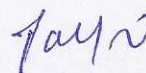
CIN No.- L51433WB1960PLC024539



**(I)(a) Statement Showing Shareholding Pattern**

<b>Name of the Company : HSIL LIMITED</b>			
<b>Scrip Code : BSE - 500187, NSE - HSIL</b>			
<b>Name of the scrip : BSE - HSIL, NSE - HSIL</b>			
<b>Class of security : Equity Shares of Rs. 2/- each</b>			
<b>Quarter ended : 31/03/2014</b>			
<b>Partly paid-up shares :-</b>	<b>No. of partly paid-up shares</b>	<b>As a % of total no. of partly paid-up shares</b>	<b>As a % of total no. of shares of the Company</b>
Held by promoter/promoter group	NIL	NIL	NIL
Held by public	NIL	NIL	NIL
<b>Total</b>	<b>NIL</b>	<b>NIL</b>	<b>NIL</b>
<b>Outstanding convertible securities :-</b>	<b>No. of outstanding securities</b>	<b>As a % of total no. of outstanding convertible securities</b>	<b>As a % of total no. of shares of the Company, assuming full conversion of the convertible securities</b>
Held by promoter/promoter group	NIL	NIL	NIL
Held by public	NIL	NIL	NIL
<b>Total</b>	<b>NIL</b>	<b>NIL</b>	<b>NIL</b>
<b>Warrants :-</b>	<b>No. of Warrants</b>	<b>As a % of total no. of warrants</b>	<b>As a % of total no. of shares of the Company, assuming full conversion of warrants</b>
Held by promoter/promoter group	NIL	NIL	NIL
Held by public	NIL	NIL	NIL
<b>Total</b>	<b>NIL</b>	<b>NIL</b>	<b>NIL</b>
<b>Total paid-up capital of the Company, assuming full conversion of warrants and convertible securities</b>	<b>66,046,395 Equity shares of Rs. 2/- each</b>		

For HSIL LIMITED

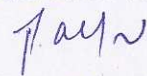


Company Secretary



Category Code	Category of shareholder	Number of shareholders	Total number of shares	Number of Shares held in Demat Form	Total shareholding as a percentage of total number of shares		Shares Pledged or otherwise encumbered	
					As a percentage of (A+B)	As a percentage of (A+B+C)	Number of shares	As a percentage
(I)	(II)	(III)	(IV)	(V)	(VI)	(VII)	(VIII)	(IX) = (VIII) / (IV) * 100
<b>(A)</b>	<b>Shareholding of Promoter and Promoter group</b>							
<b>(1)</b>	<b>Indian</b>							
(a)	Individuals/Hindu Undivided Family	5	5,747,719	5,747,719	8.70	8.70	NIL	N.A.
(b)	Central Government/State Government(s)	-	-	-	-	-	-	-
(c)	Bodies Corporate	3	28,314,530	28,314,530	42.87	42.87	-	-
(d)	Financial Institutions/Banks	-	-	-	-	-	-	-
(e)	Any Other (specify)	-	-	-	-	-	-	-
	<b>Sub-Total(A)(1)</b>	<b>8</b>	<b>34,062,249</b>	<b>34,062,249</b>	<b>51.57</b>	<b>51.57</b>	-	-
<b>(2)</b>	<b>Foreign</b>							
(a)	Individuals (Non-Resident Individuals/ Foreign Individuals)	-	-	-	-	-	-	-
(b)	Bodies Corporate	-	-	-	-	-	-	-
(c)	Institutions	-	-	-	-	-	-	-
(d)	Qualified Foreign Investor	-	-	-	-	-	-	-
(e)	Any Other(specify)	-	-	-	-	-	-	-
	<b>Sub-Total(A)(2)</b>	<b>0</b>	<b>0</b>	<b>0</b>	<b>0.00</b>	<b>0.00</b>	-	-
	<b>Total Shareholding of Promoter and Promoter Group (A)=(A)(1)+(A)(2)</b>	<b>8</b>	<b>34,062,249</b>	<b>34,062,249</b>	<b>51.57</b>	<b>51.57</b>	-	-
<b>(B)</b>	<b>Public Shareholding</b>							
<b>(1)</b>	<b>Institutions</b>							
(a)	Mutual Funds/UTI	11	9,331,442	9,331,442	14.13	14.13	-	-
(b)	Financial Institutions/Banks	9	36,772	20,928	0.06	0.06	-	-
(c)	Central Government/State Government(s)	-	-	-	-	-	-	-
(d)	Venture Capital Funds	-	-	-	-	-	-	-
(e)	Insurance Companies	1	500	-	0.00	0.00	-	-
(f)	Foreign Institutional Investors	27	9,392,497	9,392,497	14.22	14.22	-	-
(g)	Foreign Venture Capital Investors	-	-	-	-	-	-	-
(h)	Qualified Foreign Investor	-	-	-	-	-	-	-
(i)	Any Other (specify)	-	-	-	-	-	-	-
	<b>Sub-Total (B) (1)</b>	<b>48</b>	<b>18,761,211</b>	<b>18,744,867</b>	<b>28.41</b>	<b>28.41</b>	-	-

For HSIL LIMITED



Company Secretary

(I)	(II)	(III)	(IV)	(V)	(VI)	(VII)	(VIII)	(IX)
<b>B(2)</b>	<b>Non-Institutions</b>							
(a)	Bodies Corporate	510	2,274,924	2,259,164	3.44	3.44	NIL	N.A.
(b)	Individuals-							
	i. Individual shareholders holding nominal share capital up to Rs.1 lakh	15985	8,748,343	7,514,964	13.25	13.25	-	-
	ii. Individual shareholders holding nominal share capital in excess of Rs.1 lakh.	18	1,491,257	1,491,257	2.26	2.26	-	-
(c)	Qualified Foreign Investor	-	-	-	-	-	-	-
(d)	Any Other (specify)							
(d-i)	Non-Resident Individual	363	366,458	355,269	0.55	0.55	-	-
(d-ii)	Trusts	6	66,206	66,206	0.10	0.10	-	-
(d-iii)	Clearing Member	156	275,747	275,747	0.42	0.42		
	Sub-Total (B) (2)	17038	13,222,935	11,962,607	20.02	20.02	-	-
	Total Public Shareholding (B)=B(1)+(B)(2)	17086	31,984,146	30,707,474	48.43	48.43	-	-
	Total (A)+(B)	17094	66,046,395	64,769,723	100.00	100.00	-	-
(C)	Shares held by Custodians and against which Depository Receipts have been issued	NIL	NIL	NIL	N.A.	N.A.	-	-
(1)	Promoter and Promoter Group	-	-	-	-	-	-	-
(2)	Public	-	-	-	-	-	-	-
	GRAND TOTAL (A)+(B)+(C)	17094	66,046,395	64,769,723	100.00	100.00	-	-

For HSIL LIMITED

*[Signature]*  
Company Secretary





(f) (C) (i) Statement showing holding of securities (including shares, warrants, convertible securities) of persons belonging to the category "Public" and holding more than 1% of the total number of shares

Sr.No.	Name of the shareholder	Number of shares held	Shares as a percentage of total number of shares (i.e. Grand Total (A)+(B)+(C) indicated in Statement at para (f) (a) above	Details of warrants		Details of convertible securities		Total shares (including underlying shares assuming full conversion of warrants and convertible securities) as a % of diluted share capital
				Number of warrants held	As a total number of warrants of the same class	Number of convertible securities	% w.r.t. total number of convertible securities	
1	NATIONAL WESTMINSTER BANK PLC AS TRUSTEE OF THE JUPITER INDIA FUND	2,868,225	4.33	NIL	NIL	NIL	NIL	4.33
2	RELIANCE CAPITAL TRUSTEE COMPANY LIMITED A/C. RELIANCE GROWTH FUND	2,829,349	4.28	NIL	NIL	NIL	NIL	4.28
3	MONDRIAN EMERGING MARKETS SMALL CAP EQUITY FUND L.P	2,374,732	3.59	NIL	NIL	NIL	NIL	3.59
4	SUNDARAM MUTUAL FUND A/C. SUNDARAM SELECT MIDCAP	2,362,169	3.56	NIL	NIL	NIL	NIL	3.56
5	ICICI PRUDENTIAL TAX PLAN	1,753,508	2.65	NIL	NIL	NIL	NIL	2.65
6	JUPITER SOUTH ASIA INVESTMENT COMPANY LIMITED A/C. JUPITER SOUTH ASIA INVESTMENT COMPANY LIMITED ACCESS FUND	1,328,942	2.01	NIL	NIL	NIL	NIL	2.01
7	SUNDARAM MUTUAL FUND A/C. SUNDARAM SMILE FUND	1,070,000	1.62	NIL	NIL	NIL	NIL	1.62
8	ONTARIO PENSION BOARD-MONDRIAN INVESTMENT PARTNERS LIMITED	1,069,744	1.62	NIL	NIL	NIL	NIL	1.62
9	RELIANCE CAPITAL TRUSTEE CO. LTD. A/C. RELIANCE CAP FUND	826,955	1.25	NIL	NIL	NIL	NIL	1.25
10	OLD WESTBURY GLOBAL SMALL AND MID CAP FUND - MONDRIAN	706,942	1.07	NIL	NIL	NIL	NIL	1.07
	TOTAL:	17,170,566	25.99	NIL	NIL	NIL	NIL	25.99

For HSIL LIMITED

*Tayy*

Company Secretary



(i) (C) (ii) Statement showing holding of securities (including shares, warrants, convertible securities) of persons (together with PAC) belonging to the category "Public" and holding more than 5% of the total number of shares of the Company.

Sr. No.	Name of the shareholder(s) and the persons Acting in Concert (PAC) with them	Number of Shares	Shares as a percentage of total number of shares (i.e. Grand Total (A)+(B)+(C) indicated in Statement at para (i) (a) above)	Details of warrants		Details of convertible securities			Total shares (including underlying shares assuming full conversion of warrants and convertible securities) as a % of diluted share capital
				Number of warrants	As a % total number of warrants of the same class	Number of convertible securities held	% w.r.t. total number of convertible securities of the same class		
	NIL	NIL	NIL	NIL	NIL	NIL	NIL	NIL	NIL

For HSIL LIMITED

*Ray*  
Company Secretary

(I)(d) Statement showing details of locked-in shares

Sr. No.	Name of the shareholder	Number of locked-in shares	Locked-in shares as a percentage of total number of shares {i.e., Grand Total (A)+(B)+(C) indicated in Statement at para (I)(a) above}	Promoter / Promoter Group / Public
1	NIL		NIL	0.00
TOTAL			0	0.00

(II)(a) Statement showing details of Depository Receipts (DRs)

Sr.No.	Type of outstanding DR (ADRs,GDRs, SDRs, etc.)	Number of outstanding DRs	Number of shares underlying outstanding DRs	Shares underlying outstanding DRs as a percentage of total number of shares {i.e.,Grand Total (A)+(B)+(C) indicated in Statement at para (I) (a) above}
1	NIL	NIL	NIL	0.00
TOTAL		0	0	0.00

(II)(b) Statement showing holdings of Depository Receipts (DRs), where underlying shares held by 'promoter/promoter group' are in excess of 1% of the total number of shares

Sr.No.	Name of the DR Holder	Type of outstanding DR (ADRs,GDRs, SDRs, etc.)	Number of shares underlying outstanding DRs	Shares underlying outstanding DRs as a percentage of total number of shares {i.e.,Grand Total (A)+(B)+(C) indicated in Statement at para (I) (a) above}
1	NIL	NIL	Nil	0.00
TOTAL		0	0	0.00

For HSIL LIMITED

  
Company Secretary



**(III) (a) Statement showing the voting pattern of shareholders, if more than one class of shares/securities is issued by the issuer**  
(Give description of voting rights for each class of securities)

**Class X: Equity**

**Class Y:**

**Class Z:**

Category Code	Category of Shareholder	Number of Voting Rights held in each class of securities			Total Voting Rights	Total Voting Rights i. e. (VI)	
		Class X (EQUITY)	Class Y	Class Z		As a percentage of (A+B)	As a percentage of (A+B+C)
(I)	(II)	(III)	(IV)	(V)	(VI)	(VII)	(VIII)
(A)	Shareholding of Promoter and Promoter group						
(1)	Indian						
(a)	Individuals/Hindu Undivided Family	5,747,719	NIL	NIL	5,747,719	8.70	8.70
(b)	Central Government/State Government(s)	-	NIL	NIL	-	-	-
(c)	Bodies Corporate	28,314,530	NIL	NIL	28,314,530	42.87	42.87
(d)	Financial Institutions/Banks	-	-	-	-	-	-
(e)	Any Other (specify)	-	-	-	-	-	-
(2)	Sub-Total(A)(1)	34,062,249	NIL	NIL	34,062,249	51.57	51.57
	Foreign						
(a)	Individuals (Non-Resident Individuals/ Foreign Individuals)	NIL	NIL	NIL	NIL	NIL	NIL
(b)	Bodies Corporate	NIL	NIL	NIL	NIL	NIL	NIL
(c)	Institutions	NIL	NIL	NIL	NIL	NIL	NIL
(d)	Any Other (specify)	NIL	NIL	NIL	NIL	NIL	NIL
d-i							
d-ii							
	Sub-Total(A)(2)	NIL	NIL	NIL	NIL	NIL	NIL
	Total Shareholding of Promoter and Promoter Group (A)=(A)(1)+(A)(2)	34,062,249			34,062,249	51.57	51.57

FOR HSIL LIMITED  
Company Secretary

<b>(B)</b>	<b>Public Shareholding</b>												
<b>(1)</b>	<b>Institutions</b>												
(a)	Mutual Funds/UTI	9,331,442	NIL	NIL	9,331,442	NIL	9,331,442	14.13	14.13				14.13
(b)	Financial Institutions/Banks	36,772	NIL	NIL	36,772		36,772	0.06	0.06				0.06
(c)	Central Government/State Government(s)	-	-	-	-	-	-	-	-				-
(d)	Venture Capital Funds	-	-	-	-	-	-	-	-				-
(e)	Insurance Companies	500	NIL	NIL	500		500	0.00	0.00				0.00
(f)	Foreign Institutional Investors	9,392,497	NIL	NIL	9,392,497		9,392,497	14.22	14.22				14.22
(g)	Foreign Venture Capital Investors	-	-	-	-	-	-	-	-				-
(h)	Any Other (specify)	-	-	-	-	-	-	-	-				-
	<b>Sub-Total (B) (1)</b>	<b>18,761,211</b>	<b>NIL</b>	<b>NIL</b>	<b>18,761,211</b>		<b>18,761,211</b>	<b>28.41</b>	<b>28.41</b>				<b>28.41</b>
<b>B(2)</b>	<b>Non-Institutions</b>												
(a)	Bodies Corporate	2,274,924	NIL	NIL	2,274,924		2,274,924	3.44	3.44				3.44
(b)	Individuals-												
	i. Individual shareholders holding nominal share capital up to Rs.1 lakh	8,748,343	NIL	NIL	8,748,343		8,748,343	13.25	13.25				13.25
	ii. Individual shareholders holding nominal share capital in excess of Rs.1 lakh.	1,491,257	NIL	NIL	1,491,257		1,491,257	2.26	2.26				2.26
(c)	Any Other (specify)												
(c-i)	Non-Resident Individual	366,458	NIL	NIL	366,458		366,458	0.55	0.55				0.55
(c-ii)	Trusts	66,206	NIL	NIL	66,206		66,206	0.10	0.10				0.10
(c-iii)	Clearing Member	275,747	NIL	NIL	275,747		275,747	0.42	0.42				0.42
	<b>Sub-Total (B) (2)</b>	<b>13,222,935</b>	<b>NIL</b>	<b>NIL</b>	<b>13,222,935</b>		<b>13,222,935</b>	<b>20.02</b>	<b>20.02</b>				<b>20.02</b>
	<b>Total Public Shareholding (B)=B(1)+B(2)</b>	<b>31,984,146</b>	<b>NIL</b>	<b>NIL</b>	<b>31,984,146</b>		<b>31,984,146</b>	<b>48.43</b>	<b>48.43</b>				<b>48.43</b>
	<b>Total (A)+(B)</b>	<b>66,046,395</b>	<b>NIL</b>	<b>NIL</b>	<b>66,046,395</b>		<b>66,046,395</b>	<b>100.00</b>	<b>100.00</b>				<b>100.00</b>
<b>(C)</b>	<b>Shares held by Custodians and against which Depository Receipts have been issued</b>												
	<b>GRAND TOTAL (A)+(B)+(C)</b>	<b>66,046,395</b>	<b>NIL</b>	<b>NIL</b>	<b>66,046,395</b>		<b>66,046,395</b>	<b>100.00</b>	<b>100.00</b>				<b>100.00</b>

FOR HSL LIMITED  
 Company Secretary  
 Jayn