

INDEPENDENT AUDITOR'S REPORT

To the Members of
India Pesticides Limited

Report on the Audit of Standalone Financial Statements**Opinion**

We have audited the accompanying standalone financial statements of **India Pesticides Limited** ("the Company"), which comprises of Balance Sheet as at March 31, 2021, the Statement of Profit and Loss (including Other Comprehensive Income), the Statement of Changes in Equity and the Statement of Cash Flow for the year then ended, and notes to the financial statements, including a summary of significant accounting policies and other explanatory information.

In our opinion and to the best of our information and according to the explanations given to us, the aforesaid standalone financial statements give the information required by the Companies Act, 2013 (the Act) in the manner so required and give a true and fair view in conformity with the Indian Accounting Standards prescribed under section 133 of the Act read with Companies (Indian Accounting Standards) Rules, 2015, as amended, ("Ind AS") and other accounting principles generally accepted in India, of the state of affairs of the Company as at 31st March 2021, its profit including other comprehensive income, changes in equity and its cash flows for the year ended on that date.

Basis for Opinion

We conducted our audit of standalone financial statements in accordance with the Standards on Auditing (SAs) specified under section 143(10) of the Act. Our responsibilities under those Standards are further described in the *Auditor's Responsibilities for the Audit of the Standalone Financial Statements* section of our report. We are independent of the Company in accordance with the Code of Ethics issued by the Institute of Chartered Accountants of India (ICAI) together with the ethical requirements that are relevant to our audit of the standalone financial statements under the provisions of the Act and the Rules made thereunder, and we have fulfilled our other ethical responsibilities in accordance with these requirements and the Code of Ethics.


We believe that the audit evidence we have obtained is sufficient and appropriate to provide a basis for our audit opinion on the standalone financial statements.

Information Other than the Financial Statements and Auditor's report thereon

The Company's Board of Directors is responsible for the preparation of other information. The Other information comprises the information included in the Board's Report including Annexures to the Board report and Corporate Governance report but does not include the standalone financial statements and our auditor's report thereon.

Our opinion on the standalone financial statements does not cover the other information and we do not express any form of assurance conclusion thereon.

In connection with our audit of the standalone financial statements, our responsibility is to read the other information and, in doing so, consider whether the other information is materially inconsistent with the standalone financial statements or our knowledge obtained during the course of our audit or otherwise appears to be materially misstated.



If, based on the work we have performed, we conclude that there is a material misstatement of this other information, we are required to report that fact. We have nothing to report in this regard.

Responsibilities of Management and those charged with Governance for the Standalone Financial Statements

The Company's Board of Directors is responsible for the matters stated in section 134(5) of the Act with respect to the preparation of these standalone financial statements that give a true and fair view of the financial position, financial performance (including other comprehensive income), changes in equity and cash flows of the Company in accordance with the accounting principles generally accepted in India, including the accounting Standards specified under section 133 of the Act.

This responsibility also includes maintenance of adequate accounting records in accordance with the provisions of the Act for safeguarding of the assets of the Company and for preventing and detecting frauds and other irregularities; selection and application of appropriate accounting policies; making judgments and estimates that are reasonable and prudent; and design, implementation and maintenance of adequate internal financial controls, that were operating effectively for ensuring the accuracy and completeness of the accounting records, relevant to the preparation and presentation of the standalone financial statements that give a true and fair view and are free from material misstatement, whether due to fraud or error.

In preparing the standalone financial statements, the Management is responsible for assessing the Company's ability to continue as a going concern, disclosing, as applicable, matters related to going concern and using the going concern basis of accounting unless management either intends to liquidate the Company or to cease operations, or has no realistic alternative but to do so.

The Board of Directors are also responsible for overseeing the Company's financial reporting process.


Auditor's Responsibilities for the Audit of the Standalone Financial Statements

Our objectives are to obtain reasonable assurance about whether the standalone financial statements are free from material misstatement, whether due to fraud or error, and to issue an auditor's report that includes our opinion. Reasonable assurance is a high level of assurance but is not a guarantee that an audit conducted in accordance with SAs will always detect a material misstatement when it exists.

Misstatements can arise from fraud or error and are considered material if, individually or in the aggregate, they could reasonably be expected to influence the economic decisions of users taken on the basis of these standalone financial statements.

As part of an audit in accordance with SAs, we exercise professional judgment and maintain professional skepticism throughout the audit. We are also:

- Identify and assess the risks of material misstatement of the standalone financial statements, whether due to fraud or error, design and perform audit procedures responsive to those risks, and obtain audit evidence that is sufficient and appropriate to provide a basis for our opinion. The risk of not detecting a material misstatement resulting from fraud is higher than for one resulting from error, as fraud may involve collusion, forgery, intentional omissions, misrepresentations, or the override of internal control.
- Obtain an understanding of internal control relevant to the audit in order to design audit procedures that are appropriate in the circumstances. Under section 143(3)(i) of the Act, we are also responsible for expressing our opinion on whether the Company has adequate internal financial control system in place and the operating effectiveness of such controls.
- Evaluate the appropriateness of accounting policies used and the reasonableness of accounting estimates and related disclosures made by the management.



- Conclude on the appropriateness of Management's use of the going concern basis of accounting and, based on the audit evidence obtained, whether a material uncertainty exists related to events or conditions that may cast significant doubt on the entity's ability to continue as a going concern. If we conclude that a material uncertainty exists, we are required to draw attention in our auditor's report to the related disclosures in the standalone financial statements or, if such disclosures are inadequate, to modify our opinion. Our conclusions are based on the audit evidence obtained up to the date of our auditor's report. However, future events or conditions may cause the entity to cease to continue as a going concern.
- Evaluate the overall presentation, structure and content of the standalone financial statements, including the disclosures, and whether the standalone financial statements represent the underlying transactions and events in a manner that achieves fair presentation.

Materiality is the magnitude of misstatements in the standalone financial statements that individually or in aggregate makes it probable that the economic decisions of a reasonably knowledgeable user of the standalone financial statements may be influenced. We consider quantitative materiality and qualitative factors in (i) planning the scope of our audit work and in evaluating the results of our work and (ii) To evaluate the effect of ant identified misstatements in the standalone financial statements.

We communicate with those charged with governance regarding, among other matters, the planned scope and timing of the audit and significant audit findings, including any significant deficiencies in internal control that we identify during our audit.

We also provide those charged with governance with a statement that we have complied with relevant ethical requirements regarding independence, and to communicate with them all relationships and other matters that may reasonably be thought to bear on our independence, and where applicable, related safeguards.

Report on Other Legal and Regulatory Requirements

1. Pursuant to the Companies (Auditor's Report) Order, 2016 ("the Order"), issued by the Central Government of India in terms of sub-section (11) of Section 143 of the Act, we give in the Annexure "A" a statement on the matters specified in paragraphs 3 and 4 of the Order.
2. As required by Section 143(3) of the Act, we report that:
 - (a) We have sought and obtained all the information and explanations which to the best of our knowledge and belief were necessary for the purposes of our audit.
 - (b) In our opinion, proper books of account as required by law have been kept by the Company so far as it appears from our examination of those books and records.
 - (c) The Balance sheet, the Statement of Profit & Loss (including other comprehensive income), Statement of Changes in Equity and the Cash Flow Statement dealt with by this Report are in agreement with the books of account.
 - (d) In our opinion, the aforesaid standalone financial statements comply with the Accounting Standards specified under Section 133 of the Act, read with Rule 7 of the Companies (Account) Rules, 2014.
 - (e) On the basis of the written representation received from the directors as on March 31, 2021 taken on record by the Board of Directors, none of the directors are disqualified as on March 31, 2021 from being appointed as a Directors in terms of Section 164(2) of the Act.
 - (f) With respect to the adequacy of the internal financial controls over financial reporting of the Company and the operating effectiveness of such controls, refer to our separate Report in Annexure "B".



- (g) With respect to the other matters to be included in the Auditor's Report in accordance with the requirements of Sec 197(16) of the Act, as amended:

In our opinion and to the best of our information and according to the explanations given to us, the remuneration paid by the Company to its directors during the year is in accordance with the provisions of section 197 of the Act.

- (h) With respect to the matters to be included in the Auditor's report in accordance with the rule 11 of the Companies (Audit and Auditors) Rules, 2014, in our opinion and to the best of our information and according to the explanations given to us:

- i. The Company do not have any pending litigations which would impact its financial position.
- ii. The Company did not have any long-term contracts including derivative contracts for which there were any material foreseeable losses.
- iii. There has been no delay in transferring amounts, required to be transferred, to the Investor Education and Protection Fund by the Company.

For Lodha & Company
Chartered Accountants
FRN – 301051E




Place: Mumbai
Date: May 25, 2021

A handwritten signature in black ink, appearing to read "R. P. Baradiya".

R. P. Baradiya
Partner
Membership No. 44101
UDIN:- 21044101AAAAHD2034

Annexure "A" referred to in "Report on Other Legal and Regulatory Requirements" section of our report to the members of India Pesticides Limited of even date:

- i. a. The Company has maintained proper records, showing full including quantitative details and situation of Property, Plant and Equipment.
- b. As explained to us, the Company has a phased program for physical verification of the Property, Plant and Equipment for all locations. In our opinion, the frequency of verification is reasonable, considering the size of the Company and nature of its Property, Plant and Equipment. Pursuant to the program of the physical verification of fixed assets, physical verification of the assets has been carried out during the year and no material discrepancies were noticed on such verification.
- c. According to the information and explanations given to us and on the basis of our examination of the records of the Company, the title deeds of immovable properties are held in the name of the Company.
- ii. The inventories have been physically verified by the management at reasonable intervals during the year, except for goods in transit. The procedures of physical verification of the inventories followed by the management are reasonable and adequate in relation to the size of the Company and nature of its business. As per the information and explanations given to us, no material discrepancies were noticed on physical verification of inventories as compared to book records.
- iii. According to the information and explanations given to us, the Company has not granted any loans, secured or unsecured, to companies, firms, and limited liability partnerships or other parties covered in the register maintained under section 189 of the Act. Accordingly, the provisions of clause 3(iii) of the Order are not applicable to the Company.
- iv. In our opinion and according to the information and explanations given to us, the Company has not issued guarantees, given loans or issued any security and accordingly, reporting requirements of paragraph 3(iv) of the Order, to that extent are not applicable to the Company. In respect of investments made, the Company has complied with the provisions of section 186 of the Act.
- v. According to the information and explanations given to us, no deposits have been accepted by the Company within the meaning of directives issued by RBI (Reserve Bank of India) and Section 73 to 76 or any other relevant provisions of the Act and rules framed thereunder.
- vi. We have broadly reviewed the books of account maintained by the Company pursuant to rules made by the central government for the maintenance of cost records under sub section 1 of section 148 of the Act in respect of company's products and services and are of the opinion that, prima facie, the prescribed accounts and records have been made and maintained. However, we have not made a detailed examination of the cost records with a view to determine whether they are accurate and complete.
- vii. (a) According to the information and explanations given to us and on the basis of our examination of the records, the Company is generally regular in depositing undisputed statutory dues including provident fund, employees' state insurance, income tax, sales tax, custom duty, cess, excise duty, service tax, goods and services tax, value added tax, and other material statutory dues during the year with the appropriate authorities. No undisputed amounts payable in respect of the aforesaid statutory dues were outstanding as at the last day of the financial year for a period of more than six months from the date they became payable.
- (b) According to the information and explanations given to us, there are no dues of income tax, goods and services tax, sales tax, service tax, duty of customs, duty of excise, value added tax, cess which have not been deposited on account of any dispute.
- viii. Based on our audit procedures and on the basis of information and explanations given to us, we are of the opinion that the Company has not defaulted in the repayment of dues to banks. The Company has



- not taken any loans or borrowings from financial institutions and government or has not issued any debentures.
- ix. In our opinion and according to the information and explanations given to us, the term loans have been applied for the purpose for which they were raised. The Company has not raised any monies by way of Initial public offer or further public offer (including debt instrument) during the year or in the recent past.
 - x. During the course of our examination of the books and records of the Company, carried out in accordance with the generally accepted auditing practices in India and according to the information and explanations given to us, we have neither come across any instance of fraud by or on the Company by its officers or employees, noticed or reported during the year, nor have we been informed of such case by the management.
 - xi. According to the information and explanations given to us and based on our examination of the books and records of the Company, the Company has paid / provided for the managerial remuneration in accordance with the requisite approvals mandated by the provisions of Section 197 read with Schedule V to the Act.
 - xii. In our opinion and according to the information and explanations given to us, the Company is not a Nidhi Company. Therefore, the provisions of clause 3(xii) of the Order are not applicable to the Company.
 - xiii. According to the information and explanations given to us and based on our examination of the records of the Company, all the transactions with related parties are in compliance with section 177 and 188 of the Act and all the details have been disclosed in the standalone financial statements as required by the applicable Accounting Standard (Refer Note 36 to the financial statements).
 - xiv. According to the information and explanations given to us and based on our examination of the records of the Company, the Company has made preferential allotment of shares during the year and has made compliance to provision of section 42 of the Companies Act, 2013 and amount raised have been used for the purposes for which the funds were raised.
 - xv. According to the information and explanations given to us, the Company has not entered into any non-cash transactions prescribed under Section 192 of the Act with directors or persons connected with them during the year.
 - xvi. The Company is not required to be registered under section 45-IA of the Reserve Bank of India Act, 1934.

For Lodha & Company
Chartered Accountants
FRN – 301051E



Place: Mumbai
Date: May 25, 2021

R. P. Baradiya

R. P. Baradiya
Partner
Membership No. 44101
UDIN:- 21044101AAAHD2034

Annexure "B" referred to in "Report on Other Legal and Regulatory Requirements" section of our report to the members of the India Pesticides Limited of even date:

Report on the Internal Financial Controls over Financial Reporting under Clause (i) of Sub-section 3 of Section 143 of the Act

We have audited the internal financial controls over financial reporting of the India Pesticides Limited ("the Company") as of March 31, 2021 in conjunction with our audit of the standalone financial statements of the Company for the year ended on that date.

Management's Responsibility for Internal Financial Controls

The Board of Directors of the Company is responsible for establishing and maintaining internal financial controls based on the internal control over financial reporting criteria established by the Company considering the essential component of internal control stated in the Guidance Note on Audit of Internal Financial Controls over Financial Reporting issued by the Institute of Chartered Accountants of India (ICAI). These responsibilities include the design, implementation and maintenance of adequate internal financial controls that were operating effectively for ensuring the orderly and efficient conduct of its business, including adherence to company's policies, the safeguarding of its assets, the prevention and detection of frauds and errors, the accuracy and completeness of the accounting records, and the timely preparation of reliable financial information, as required under the Act.

Auditors Responsibility


Our responsibility is to express an opinion on the Company's internal financial controls over financial reporting based on our audit. We conducted our audit in accordance with the Guidance Note on Audit of Internal Financial Controls Over Financial Reporting (the "Guidance Note") and the Standards on Auditing deemed to be prescribed under section 143(10) of the Act to the extent applicable to an audit of internal financial controls, both applicable to an audit of internal financial controls and both issued by the ICAI. Those Standards and the Guidance Note require that we comply with ethical requirements and plan and perform the audit to obtain reasonable assurance about whether adequate internal financial controls over financial reporting was established and maintained and if such controls operated effectively in all material respects.

Our audit involves performing procedures to obtain audit evidence about the adequacy of the internal financial controls system over financial reporting and their operating effectiveness. Our audit of internal financial controls over financial reporting included obtaining an understanding of internal financial controls over financial reporting, assessing the risk that a material weakness exists, and testing and evaluating the design and operating effectiveness of internal control based on the assessed risk. The procedures selected depend on the auditor's judgment, including the assessment of the risks of material misstatement of the financial statements, whether due to fraud or error.

We believe that the audit evidence we have obtained is sufficient and appropriate to provide a basis for our audit opinion on the Company's internal financial controls system over financial reporting.

Meaning of Internal Financial Controls Over Financial Reporting

A Company's internal financial control over financial reporting is a process designed to provide reasonable assurance regarding the reliability of financial reporting and the preparation of financial statements for external purposes in accordance with generally accepted accounting principles. A Company's internal financial control over financial reporting includes those policies and procedures that (1) pertain to the maintenance of records that, in reasonable detail, accurately and fairly reflect the transactions and dispositions of the assets of the company; (2) provide reasonable assurance that transactions are recorded as necessary to permit preparation of financial statements in accordance with generally accepted accounting principles, and that receipts and expenditures of the entity are being made only in accordance with authorisations of management; (3) provide reasonable assurance regarding prevention or timely



detection of unauthorised acquisition, use, or disposition of the entity's assets that could have a material effect on the financial statements and (4) also provide us reasonable assurance by the internal auditors through their internal audit reports given to the organization from time to time.

Inherent Limitations of Internal Financial Controls Over Financial Reporting

Because of the inherent limitations of internal financial controls over financial reporting, including the possibility of collusion or improper management override of controls, material misstatements due to error or fraud may occur and not be detected. Also, projections of any evaluation of the internal financial controls over financial reporting to future periods are subject to the risk that the internal financial control over financial reporting may become inadequate because of changes in conditions, or that the degree of compliance with the policies or procedures may deteriorate.

Opinion

In our opinion, the best of our information and according to the explanations given to us, the Company has, broadly in all material respects, an adequate internal financial controls system over financial reporting and such internal financial controls over financial reporting were operating effectively as at March 31, 2021, based on the internal control over financial reporting criteria established by the Company considering the essential Component of internal control stated in the Guidance Note on Audit of Internal Financial Controls Over Financial Reporting issued by the Institute of Chartered Accountants of India.

For Lodha & Company
Chartered Accountants
FRN – 301051E



Place: Mumbai
Date: May 25, 2021

A handwritten signature in black ink, appearing to read "R. P. Baradiya".

R. P. Baradiya
Partner
Membership No. 44101
UDIN:- 21044101AAAAHD2034

INDIA PESTICIDES LIMITED

CIN : U24112UP1984PLC006894


Standalone Balance Sheet as at 31st March 2021

(All amounts in Rupees Millions, unless otherwise stated)

Particulars	Note	As at 31st March, 2021	As at 31st March, 2020
ASSETS			
Non-Current Assets			
Property, Plant and Equipment	2A	1,199.92	950.01
Right of Use Assets	2B	43.54	42.57
Capital work-in-progress	2C	118.85	11.56
Intangible Assets	3	1.22	1.65
Intangible Assets under development		-	-
Financial Assets			
Investments	4	99.05	30.37
Other Financial Assets	5	28.49	48.84
Other Non-current Assets	6	11.53	20.62
Total Non current assets		1,502.60	1,105.62
Current Assets			
Inventories	7	700.79	385.73
Financial Assets			
Trade Receivables	8	2,142.20	1,831.74
Cash and Cash Equivalents	9	19.07	67.17
Other Balances with Banks	10	410.55	13.12
Other Financial Assets	11	1.16	6.75
Other Current Assets	12	394.43	246.88
Total Current Assets		3,668.20	2,551.39
Total Assets		5,170.80	3,657.01
EQUITY AND LIABILITIES			
EQUITY			
Equity Share Capital	13	111.79	31.83
Other Equity	14	3,783.16	2,536.40
Total Equity		3,894.95	2,568.23
LIABILITIES			
Non-Current Liabilities			
Financial Liabilities			
Borrowings	15	74.49	104.44
Other Financial Liabilities	16	1.13	1.10
Provisions	17	6.89	5.39
Deferred Tax Liabilities (Net)	18	81.03	73.05
Total Non Current Liabilities		163.54	183.97
Current Liabilities			
Financial liabilities			
Borrowings	19	225.08	135.45
Trade Payables	20		
Total outstanding dues of micro enterprises and small enterprises		47.17	16.85
Total outstanding dues of creditors other than micro enterprises and small enterprises		693.30	598.57
Other Financial Liabilities	21	55.85	82.36
Other Current Liabilities	22	53.57	62.53
Provisions	23	31.81	0.53
Current Tax Liabilities (Net)	24	5.53	8.51
Total Current Liabilities		1,112.31	904.81
Total Liabilities		1,275.85	1,088.78
Total Equity and Liabilities		5,170.80	3,657.01
Significant accounting policies and Key accounting estimates and judgements	1		
See accompanying notes to Standalone Financial Statements	2-43		

As per our report of even date attached
For Lodha & Co.
Chartered Accountants
ICAI Firm Registration No: 301051E

R.P. Baradiya
R.P. Baradiya
Partner




For and on behalf of Board of Directors of
India Pesticides Limited

A.S. Agarwal
A. S. Agarwal
Director
DIN: 00777581

B. K. Jain
B. K. Jain
Chief Executive Officer

R. S. Sharma
R. S. Sharma
Director
DIN: 02487797

S. P. Gupta
S. P. Gupta
Chief Financial Officer



Ajeet Pandey
Ajeet Pandey
Company Secretary

Place : Mumbai
Dated: 25.05.2021

Place : Lucknow
Dated: 25 MAY 2021

INDIA PESTICIDES LIMITED

CIN : U24112UP1984PLC006894


Standalone Statement of Profit and Loss for the year ended 31st March 2021

(All amounts in Rupees Millions, unless otherwise stated)

Particulars	Note	Year ended 31st March, 2021	Year ended 31st March, 2020
Revenue from Operations	25	6,489.54	4,796.27
Other Income	26	64.23	101.00
Total Income (I)		6,553.77	4,897.27
EXPENSES			
Cost of Materials Consumed	27	3,300.90	2,566.04
Changes in inventories of finished goods, Stock-in-trade and work-in-progress	29	(196.77)	(35.07)
Employee Benefits Expense	30	227.42	163.99
Finance Costs	31	34.33	52.18
Depreciation and Amortisation Expense	2 & 3	61.35	50.69
Other Expenses	32	1,326.89	1,165.74
Total Expenses (II)		4,754.12	3,963.57
Profit Before Tax (I-II)		1,799.65	933.70
Tax Expense			
(1) Current Tax		448.03	231.11
(2) Deferred Tax		8.27	(2.09)
(3) Current taxes relating to earlier years		2.09	(3.16)
Profit for the period		1,345.44	707.83
Other comprehensive income			
(i) Items that will not be reclassified to profit or loss			
- Remeasurement of defined benefit plans		1.20	(2.86)
- Equity Instruments through OCI		2.30	-
- Income tax related to items that will not be reclassified to Profit and loss		0.28	0.72
Total Other comprehensive income/(loss) for the year (Net of Tax)		3.78	(2.14)
Total Comprehensive income for the Year		1,349.22	705.69
Earnings per Equity Share of Rs.1 Each			
(Refer note 13(d), 13(e) and 13(f))	39		
Basic (in Rs)		12.07	6.35
Diluted (in Rs)		12.07	6.35
Significant accounting policies and Key accounting estimates and judgements			
See accompanying notes to Standalone Financial Statements	2-43		


As per our report of even date attached


 For Lodha & Co.
Chartered Accountants
ICAI Firm Registration No: 301051E



R.P. Baradiya
Partner



 Place : Mumbai
Dated: 25.05.2021

 For and on behalf of Board of Directors of
India Pesticides Limited


A. S. Agarwal
Director
DIN: 00777581


D. K. Jain
Chief Executive Officer


R. S. Sharma
Director
DIN: 02487797


S. P. Gupta
Chief Financial Officer


Ajeet Pandey
Company Secretary

 Place : Lucknow
Dated: 25 MAY 2021

Standalone Statement of Cash flow for the year ended 31st March 2021

(All amounts in Rupees Millions, unless otherwise stated)

Particulars	Year Ended	Year Ended
	31st March, 2021	31st March, 2020
A Cash flow from operating activities:		
Net profit before tax	1799.65	933.70
Adjustment to reconcile profit before tax to net cash flows		
Depreciation	61.35	50.67
Net unrealised foreign exchange loss/(gain)	9.12	(41.97)
Net gain on sale / fair valuation of investments through profit and loss	(20.18)	5.57
(Profit)/Loss on Sale of property, plant and equipment (net)	(0.03)	(0.19)
Dividend Income	(0.08)	(0.08)
Provision for Employee Benefits	4.38	4.32
Finance Lease	0.02	0.03
Interest received	(22.47)	(3.94)
Provision for Expected Credit Loss	20.46	3.47
Bad Debt	17.49	4.84
Interest expenses	28.27	52.18
Operating profit before working capital changes	1897.97	1008.59
Adjustment for		
Decrease/ (Increase) in other financial assets	25.95	(8.06)
Decrease/ (Increase) in non current assets	4.56	(3.42)
Decrease/ (Increase) in trade receivables	(345.21)	(14.31)
Decrease/(Increase) in other current assets	(147.55)	(89.02)
Decrease/(Increase) in Inventories	(315.06)	(30.46)
(Decrease)/Increase in other financial liabilities	10.72	10.88
(Decrease)/Increase in trade payables	126.52	64.85
(Decrease)/ Increase in other current liabilities	(8.96)	35.01
(Decrease)/ Increase in provisions	32.94	0.35
Cash generated from operations	1281.88	974.41
Direct taxes paid (net)	(448.93)	(222.91)
Net cash generated from / (used in) operating activities	832.96	751.50
B Cash generated from investing activities		
Purchase of property, plant and equipment, Intangible assets and Capital work in progress	(419.15)	(308.37)
Proceeds from sale of property, plant and equipment	0.11	0.04
Purchase of Investments	(79.41)	(21.06)
Sale proceeds of Investments	33.21	15.74
Increase in Term Deposits	(397.43)	(0.99)
Interest Income	22.47	3.94
Net cash flow from / (used in) from investing activities	(840.20)	(310.70)
C Cash generated from financing activities		
Proceeds from Long term Borrowings	8.20	2.40
Repayment of Long term Borrowings	(70.13)	(30.48)
Proceeds/(repayment) from short-term borrowings (net)	89.62	(302.27)
Dividend paid (including corporate dividend tax)	(35.02)	(7.66)
Interest paid (net)	(33.52)	(51.92)
Cash generated from / (used in) financing activities	(40.85)	(389.93)
D Net Increase/ (Decrease) in cash and cash equivalent (A+B+C)	(48.10)	50.87
Cash and Cash equivalents		
At the beginning of the year	67.17	16.30
At the end of the year	19.07	67.17

Notes:

Net Debt Reconciliation

Particulars	Year Ended	Year Ended
	31st March, 2021	31st March, 2020
Opening Net Debt	280.39	610.58
Proceeds from Borrowings (net)	97.82	2.40
Repayment of Borrowings (net)	(70.13)	(332.75)
Interest Expense (net)	28.27	52.18
Interest Paid (net)	(33.52)	(51.92)
Discounting adjustment for borrowing cost	0.12	(0.10)
Closing Net Debt	302.95	280.39

The above cash flow statement has been prepared by using indirect method as per Indian Accounting Standard (Ind AS) 7 - Statement of Cash Flows.

As per our attached report of even date

For Lodha & Co.
Chartered Accountants
ICAI Firm Registration No: 301051E

R.P. Baradiya
R.P. Baradiya
Partner




For and on behalf of Board of Directors of
India Pesticides Limited

A. S. Agarwal
A. S. Agarwal
Director
DIN: 00777581

D. K. Jain
D. K. Jain
Chief Executive Officer

R. S. Sharma
R. S. Sharma
Director
DIN: 02487797

S. P. Gupta
S. P. Gupta
Chief Financial Officer



Ajeet Pandey
Ajeet Pandey
Company Secretary

Place : Mumbai
Dated: 25.05.2021

Place : Lucknow
Date: 25 MAY 2021

INDIA PESTICIDES LIMITED

Standalone Statement of Changes In Equity for the year ended 31st March 2021

A. Equity Share Capital

(All amounts in Rupees Millions, unless otherwise stated)

Particulars	No. of Shares	Amount
As at 31st March, 2019	3,18,325	31.83
Changes in equity share capital during the period	-	-
As at 31st March, 2020	3,18,325	31.83
Changes in equity share capital during the period	11,14,66,805	79.95
As at 31st March, 2021	11,17,85,130	111.79


B. Other Equity

(All amounts in Rupees Millions, unless otherwise stated)


Particulars	Reserves and Surplus			Remeasurement of net defined benefit plan	Total
	Securities Premium	General Reserve	Retained Earnings		
Balance as on 31st March, 2019	8.58	489.37	1,340.91	(0.50)	1,838.37
Profit/(loss) for the year	-	-	707.83	(2.14)	705.69
Other Comprehensive Income / (loss)	-	-	-	-	-
Total Comprehensive Income for the year	8.58	489.37	2,048.75	(2.64)	2,544.06
Dividends paid (incl. dividend distribution tax)	-	-	(7.66)	-	(7.66)
Transfer to General Reserves	-	100.00	(100.00)	-	-
Balance as on 31st March 2020	8.58	589.37	1,941.08	(2.64)	2,536.40
Profit/(loss) for the year	-	-	1,345.44	3.78	1,349.22
Other Comprehensive Income / (loss)	-	-	-	-	-
Total Comprehensive Income for the year	8.58	589.37	3,286.52	1.14	3,885.61
Dividends paid	-	-	(35.02)	-	(35.02)
Amounts utilized towards issue of fully paid up bonus shares to the extent available (Refer note 13(e))	(8.58)	(71.00)	-	-	(79.58)
Add: On Preferential Allotment (Refer note 13(f))	12.14	-	-	-	12.14
Balance as on 31st March 2021	12.14	518.37	3,251.50	1.14	3,783.16


As per our report of even date attached

 For Lodha & Co.
 Chartered Accountants
 ICAI Firm Registration No: 301051E



 R.P. Baradiya
 Partner


 For and on behalf of Board of Directors of
 India Pesticides Limited


 A. S. Agarwal
 Director
 DIN: 00777581



 R. S. Sharma
 Director
 DIN: 02487797


 Dr. K. Jahn
 Chief Executive Officer


 S. P. Gupta
 Chief Financial Officer


 Ajeet Pandey
 Company Secretary

 Place : Mumbai
 Dated: 25.05.2021

 Place : Lucknow
 Dated: 25 MAY 2021


INDIA PESTICIDES LIMITED

Significant accounting policies and explanatory notes to Standalone Financial Statements

(All amounts in Indian Rupees Millions, unless otherwise stated)

Company Profile

India Pesticides Limited ("the Company") is a company incorporated on 13th December 1984 and having its registered office at Bareilly, Uttar Pradesh, India. The Company is engaged in 'Agri Chemicals' business which primarily includes manufacture, sale and distribution of insecticides, fungicides, herbicide and various other agrochemical products. The Company has its own manufacturing site for agrochemical production at Sandila and Dewa Road in Uttar Pradesh.

1 Significant Accounting policies

This note provides a list of the significant accounting policies adopted in the preparation of these standalone financial statements. These policies have been consistently applied to all the years presented, unless otherwise stated.

1.1 Basis of Preparation

The Standalone financial statements of the Company are based on the principle of historical cost except for certain financial assets and liabilities and defined benefit plan that are measured at fair value, and are drawn up to comply in all material aspects with the Indian Accounting Standards (Ind AS) notified under section 133 of the Companies Act, 2013 (the Act) read with the Companies (Indian Accounting Standards) Rules as amended from time to time.

The accounting policies are applied consistently to all the years presented in the standalone financial statements.

The Standalone Financial statements have been prepared on an accrual basis under the historical cost convention except for the following that are measured at fair value as required by relevant Ind AS.

Certain financial assets measured at fair value (refer accounting policy regarding financial instruments)

Current versus non-current classification

All assets and liabilities have been classified as current or non-current as per the Company's operating cycle and other criteria set out in Schedule III to the Companies Act, 2013. Based on the nature of products and the time between acquisition of assets for processing and their realisation in cash and cash equivalents, the Company has ascertained its operating cycle as 12 months for the purpose of current or noncurrent classification of assets and liabilities.



1.2 Application of Accounting Pronouncements

The Company has applied the Ind AS pronouncements pursuant to issuance of the Companies (Indian Accounting Standards) Amendment Rules, 2019 and the Companies (Indian Accounting Standards) Second Amendment Rules, 2019. Accordingly, the Company has adopted Ind AS 116, Leases with modified retrospective approach to reporting period commencing from 1st April, 2019.

1.3 Use of Estimates and Judgments

In preparing the Standalone Financial Statements, the Management has to make certain assumptions and estimates that may substantially impact the presentation of the Company's financial position and/ or results of operations.

The estimates and judgments used in the preparation of the Standalone Financial Statements are continuously evaluated by the Company and are based on historical experience and various other assumptions and factors (including expectations of future events) that the Company believes to be reasonable under the existing circumstances. Although the Company regularly assesses these estimates, actual results may differ from these estimates. Changes in estimates are recorded in the periods in which they become known.



1.4 Summary of Significant accounting policies

(a) Property, Plant & Equipment

Measurement at recognition:

An item of property, plant and equipment that qualifies as an asset is measured on initial recognition at cost. Following initial recognition, items of property, plant and equipment are carried at its cost less accumulated depreciation and accumulated impairment losses.

The cost of an item of property, plant and equipment comprises of its purchase price including import duties and other non-refundable purchase taxes or levies, directly attributable cost of bringing the asset to its working condition for its intended use and the initial estimate of decommissioning, restoration and similar liabilities, if any. Any trade discounts and rebates are deducted in arriving at the purchase price. Cost includes cost of replacing a part of a plant and equipment if the recognition criteria are met. Expenses directly attributable to new manufacturing facility during its construction period are capitalized if the recognition criteria are met. Expenditure related to plans, designs and drawings of buildings or plant and machinery is capitalized under relevant heads of property, plant and equipment if the recognition criteria are met.

Costs in nature of repairs and maintenance are recognized in the Statement of Profit and Loss as and when incurred.

Capital work in progress and Capital advances:

Cost of assets not ready for intended use, as on the balance sheet date, is shown as capital work in progress. Advances given towards acquisition of fixed assets outstanding at each balance sheet date are disclosed as Other Non-Current Assets.

Depreciation and Amortisation

Depreciation on each part of an item of property, plant and equipment is provided using the Straight Line Method based on the useful life of the assets as prescribed in Schedule II to the Companies Act, 2013.

Leasehold improvements are amortized over the period of the lease.

The Estimated useful lives of the assets are as follows:

Asset Class	Useful Life
Factory Building	30 years
Plant & Machinery	20 years
R&D Equipment	20 years
Electrical Installations and Equipment	10 years
Furniture & Fixtures	10 years
Vehicles	8 years
Office Equipments	5 years
Computers	3 years

The estimated useful life, residual values and depreciation method are reviewed at the end of each reporting period, with the effect of any changes in estimate accounted for on a prospective basis.

Derecognition:

The carrying amount of an item of property, plant and equipment is derecognized on disposal or when no future economic benefits are expected from its use or disposal. The gain or loss arising from the Derecognition of an item of property, plant and equipment is measured as the difference between the net disposal proceeds and the carrying amount of the item and is recognized in the Statement of Profit and Loss when the item is derecognized.

(b) Intangible Assets

Measurement at recognition:

Intangible assets acquired separately are measured on initial recognition at cost. Intangible assets arising on acquisition of business are measured at fair value as at date of acquisition. Internally generated intangibles including research cost are not capitalized and the related expenditure is recognized in the Statement of Profit and Loss in the period in which the expenditure is incurred. Following initial recognition, intangible assets are carried at cost less accumulated amortization and accumulated impairment loss, if any.

Amortization:

Intangible Assets with finite lives are amortized on a Straight Line basis over the estimated useful economic life. The amortization expense on intangible assets with finite lives is recognized in the Statement of Profit and Loss. The estimated useful life of intangible assets is mentioned below:

Asset Class	Useful Life
Software	5 years
Know How	10 years

The amortization period and the amortization method for an intangible asset with finite useful life is reviewed at the end of each financial year. If any of these expectations differ from previous estimates, such change is accounted for as a change in an accounting estimate.

Derecognition:

The carrying amount of an intangible asset is derecognized on disposal or when no future economic benefits are expected from its use or disposal. The gain or loss arising from the Derecognition of an intangible asset is measured as the difference between the net disposal proceeds and the carrying amount of the intangible asset and is recognized in the Statement of Profit and Loss when the asset is derecognized.

(c) Revenue Recognition

Revenue from contracts with customers is recognized on transfer of control of promised goods or services to a customer at an amount that reflects the consideration to which the Company is expected to be entitled in exchange for those goods or services. Revenue towards satisfaction of a performance obligation is measured at the amount of transaction price (net of variable consideration) allocated to that performance obligation. The transaction price of goods sold and services rendered is net of variable consideration on account of various discounts and schemes offered by the Company as part of the contract. This variable consideration is estimated based on the expected value of outflow. Revenue (net of variable consideration) is recognized only to the extent that it is highly probable that the amount will not be subject to significant reversal when uncertainty relating to its recognition is resolved.



Sale of Products:

Revenue from sale of products is recognized when the control on the goods has been transferred to the customer. The performance obligation in case of sale of product is satisfied at a point in time i.e., when the material is shipped to the customer or on delivery to the customer, as may be specified in the contract.

Revenue is measured based on transaction price, which is the fair value of the consideration received or receivable, stated net of discounts, returns and goods and services tax. Transaction price is recognized based on the price specified in the contract, net of the estimated sales incentives/ discounts. Accumulated experience is used to estimate and provide for the discounts/ right of return, using the expected value method.

Export Incentive:

Income from Export Incentives such as duty drawback and MEIS are recognised on an accrual basis to the extent the ultimate realisation is reasonably certain.



(d) **Other Income**

Dividends are recognised in the Statement of Profit and Loss only when the right to receive payment is established. It is probable that the economic benefits associated with the dividend will flow to the Company, and the amount of the dividend can be measured reliably.

Interest income is accrued on a time basis, by reference to the principal outstanding and at the effective interest rate applicable, which is the rate that exactly discounts estimated future cash receipts over the expected life of the financial asset to the asset's gross carrying amount on initial recognition. When calculating the effective interest rate, the Company estimates the expected cash flows by considering all the contractual terms of the financial instrument.

(e) **Inventories**

Inventories encompass goods consumed in production (raw materials, packing materials and stores and spare parts), goods in the production process for sale (work-in-progress) and goods held for sale in the ordinary course of business (finished goods and stock-in-trade). Inventories are recognised at the lower of their cost of acquisition calculated by the weighted average method and at their net realisable value. The net realisable value is the estimated selling price in the ordinary course of business less estimated cost of completion and selling expenses necessary to make the sale.

(f) **Financial Instruments**

(i) **Financial Assets**

Financial assets are recognised when the Company becomes a party to the contractual provisions of the instrument.

On initial recognition, a financial asset is recognised at fair value, in case of Financial assets which are recognised at fair value through profit and loss (FVTPL), its transaction costs are recognised in the statement of profit and loss. In other cases, the transaction costs are attributed to the acquisition value of the financial asset.

Financial assets are subsequently classified as measured at

- **amortised cost**

Assets that are held for collection of contractual cash flows where those cash flows represent solely payments of principal and interest are measured at amortised cost. Financial assets are accounted for at amortised cost using the effective interest method. This category comprises trade accounts receivable, loans, cash and cash equivalents, bank balances and other financial assets. A gain or loss on a debt instrument that is subsequently measured at amortised cost and is not part of a hedging relationship is recognised in the Statement of Profit and Loss when the asset is derecognised or impaired. Interest income from these financial assets is included in Other Income using the effective interest rate method.

- **fair value through profit and loss (FVTPL)**

Assets shall be measured at FVTPL unless it is measured at amortised cost or at FVOCI. A gain or loss on a debt instrument that is subsequently measured at FVTPL and is not part of a hedging relationship is recognised in the Statement of Profit and Loss and presented within other gains/ (losses) in the period in which it arises. Interest income from these financial assets is included in Other Income.

- **fair value through other comprehensive income (FVOCI)**

Assets that are held for collection of contractual cash flows and for selling the financial assets, where the assets' cash flows represent solely payments of principal and interest, are measured at FVOCI. The movements in carrying amount are taken through Other Comprehensive Income, except for the recognition of impairment gains or losses, interest revenue and foreign exchange gains and losses which are recognised in the Statement of Profit and Loss. When the financial asset is derecognised, the cumulative gain or loss previously recognised in Other Comprehensive Income is reclassified from equity to the Statement of Profit and Loss and recognised in other gains/ (losses). Interest income from these financial assets is included in Other Income using the effective interest rate method.

Financial assets are not reclassified subsequent to their recognition, except if and in the period the Company changes its business model for managing financial assets.

Derecognition

Financial assets are derecognised when contractual rights to receive cash flows from the financial assets expire or the financial assets are transferred together with all material risks and benefits.

(ii) **Financial Liabilities**

Financial liabilities are initially recognised at fair value if the Company has a contractual obligation to transfer cash or other financial assets to another party. Borrowings and payables are recognised net of directly attributable transaction costs. In subsequent periods, such liabilities are measured at amortised cost using the effective interest method.

Derecognition

Financial liabilities are derecognised when the contractual obligation is discharged or cancelled, or has expired.

(g) **Impairment of Financial Assets**

The Company assesses on a forward looking basis the expected credit losses associated with its assets carried at amortised cost. The Company applies Expected Credit Loss (ECL) model for recognising impairment loss on financial assets measured at amortised cost. The Company follows 'simplified approach' permitted by Ind AS 109 - Financial Instruments for recognition of impairment loss on trade receivables and lease receivables based on expected lifetime losses at each reporting date right from its initial recognition. If the reasons for previously recognised impairment losses no longer apply, the impairment losses are reversed provided that this does not cause the carrying amounts to exceed the amortised cost of acquisition.

(h) **Fair Value Measurement**

The Company measures certain financial instruments at fair value at each reporting date. Certain accounting policies and disclosures require the measurement of fair values, for both financial and non-financial assets and liabilities.

Fair value is the price that would be received to sell an asset or paid to transfer a liability in an orderly transaction between market participants at the measurement date in the principal or, in its absence, the most advantageous market to which the Company has access at that date. The fair value of a liability also reflects its non-performance risk.

The best estimate of the fair value of a financial instrument on initial recognition is normally the transaction price – i.e. the fair value of the consideration given or received. If the Company determines that the fair value on initial recognition differs from the transaction price and the fair value is evidenced neither by a quoted price in an active market for an identical asset or liability nor based on a valuation technique that uses only data from observable markets, then the financial instrument is initially measured at fair value, adjusted to defer the difference between the fair value on initial recognition and the transaction price. Subsequently that difference is recognised in Statement of Profit and Loss on an appropriate basis over the life of the instrument but no later than when the valuation is wholly supported by observable market data or the transaction is closed out.

While measuring the fair value of an asset or liability, the Company uses observable market data as far as possible. Fair values are categorised into different levels in a fair value hierarchy based on the inputs used in the valuation technique as follows:

- Level 1: quoted prices (unadjusted) in active markets for identical assets or liabilities.
- Level 2: inputs other than quoted prices included in Level 1 that are observable for the assets or liability, either directly (i.e. as prices) or indirectly (i.e. derived from prices)
- Level 3: inputs for the assets or liability that are not based on observable market data (unobservable inputs)

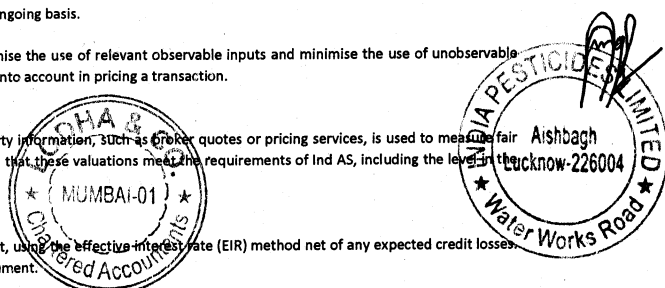
When quoted price in active market for an instrument is available, the Company measures the fair value of the instrument using that price. A market is regarded as active if transactions for the asset or liability take place with sufficient frequency and volume to provide pricing information on an ongoing basis.

If there is no quoted price in an active market, then the Company uses a valuation techniques that maximise the use of relevant observable inputs and minimise the use of unobservable inputs. The chosen valuation technique incorporates all of the factors that market participants would take into account in pricing a transaction.

The Company regularly reviews significant unobservable inputs and valuation adjustments. If the third party information, such as broker quotes or pricing services, is used to measure fair values, then the Company assesses the evidence obtained from the third parties to support the conclusion that these valuations meet the requirements of Ind AS, including the level in the fair value hierarchy in which the valuations should be classified.

(i) **Trade Receivables and Loans**

Trade receivables are initially recognised at fair value. Subsequently, these assets are held at amortised cost, using the effective interest rate (EIR) method net of any expected credit losses. The EIR is the rate that discounts estimated future cash income through the expected life of financial instrument.



(j) **Investments**

Financial assets are recognised and measured in accordance with Ind AS 109 - Financial Instruments. Accordingly, the Company recognises financial asset only when it has a contractual right to receive cash or other financial assets from another entity. All financial assets are recognised initially at fair value plus, in the case of financial assets not recorded at fair value through profit or loss (FVTPL), transaction costs that are attributable to the acquisition of the financial asset. Subsequent to initial recognition, financial assets are measured at amortised cost, fair value through other comprehensive income (FVOCI) or FVTPL. The classification depends on the Company's business model for managing the financial assets and the contractual terms of the cash flows.

Investment in Equity Instruments are classified as FVTPL, unless the Company irrevocably elects on initial recognition to present subsequent changes in fair value in Other Comprehensive Income for investment in equity instruments which are not held for trading.

(k) **Foreign Currency Transactions**

The Standalone Financial Statements are presented in Indian Rupee, which is the Company's functional and presentation currency. A company's functional currency is that of the primary economic environment in which the company operates.

Foreign currency transactions are translated into the functional currency using the exchange rate at the date of the transaction. Foreign exchange gains/ losses resulting from the settlement of such transactions and from the translation of monetary assets and liabilities denominated in foreign currencies at year end exchange rates are recognised in the Statement of Profit and Loss.

Monetary items:

Transactions in foreign currencies are initially recorded at their respective exchange rates at the date the transaction first qualifies for recognition.

Monetary assets and liabilities denominated in foreign currencies are translated at exchange rates prevailing on the reporting date.

Exchange differences arising on settlement or translation of monetary items are recognised in Statement of Profit and Loss either as profit or loss on foreign currency transaction and translation or as borrowing costs to the extent regarded as an adjustment to borrowing costs.

Non - Monetary items:

Non-monetary items that are measured in terms of historical cost in a foreign currency are translated using the exchange rates at the dates of the initial transactions.

(l) **Income tax**

Tax expense is the aggregate amount included in the determination of profit or loss for the period in respect of current tax and deferred tax.

Current Tax:

Current tax is the amount of income taxes payable in respect of taxable profit for a period. Taxable profit differs from 'profit before tax' as reported in the Statement of Profit and Loss because of items of income or expense that are taxable or deductible in other years and items that are never taxable or deductible under the Income Tax Act, 1961.

Current tax is measured using tax rates that have been enacted by the end of reporting period for the amounts expected to be recovered from or paid to the taxation authorities.

Deferred Tax:

Deferred tax is recognized on temporary differences between the carrying amounts of assets and liabilities in Standalone Financial Statements and the corresponding tax bases used in the computation of taxable profit under Income tax Act, 1961.

Deferred tax liabilities are generally recognized for all taxable temporary differences. However, in case of temporary differences that arise from initial recognition of assets or liabilities in a transaction (other than business combination) that affect neither the taxable profit nor the accounting profit, deferred tax liabilities are not recognized. Also, for temporary differences if any that may arise from initial recognition of goodwill, deferred tax liabilities are not recognized.

Deferred tax assets are generally recognized for all deductible temporary differences to the extent it is probable that taxable profits will be available against which those deductible temporary difference can be utilized. In case of temporary differences that arise from initial recognition of assets or liabilities in a transaction (other than business combination) that affect neither the taxable profit nor the accounting profit, deferred tax assets are not recognized.

The carrying amount of deferred tax assets is reviewed at the end of each reporting period and reduced to the extent that it is no longer probable that sufficient taxable profits will be available to allow the benefits of part or all of such deferred tax assets to be utilized.

Deferred tax assets and liabilities are measured at the tax rates that have been enacted or substantively enacted by the balance sheet date and are expected to apply to taxable income in the years in which those temporary differences are expected to be recovered or settled.

Presentation of current and deferred tax:

Current and deferred tax are recognized as income or an expense in the Statement of Profit and Loss, except when they relate to items that are recognized in Other Comprehensive Income, in which case, the current and deferred tax income/expense are recognized in Other Comprehensive Income.

The Company offsets current tax assets and current tax liabilities, where it has a legally enforceable right to set off the recognized amounts and where it intends either to settle on a net basis, or to realize the asset and settle the liability simultaneously. In case of deferred tax assets and deferred tax liabilities, the same are offset if the Company has a legally enforceable right to set off corresponding current tax assets against current tax liabilities and the deferred tax assets and deferred tax liabilities relate to income taxes levied by the same tax authority on the Company.

(m) **Provisions, Contingent Liabilities and Contingent Assets**

A provision is recognised if, as a result of a past event, the Company has a present legal or constructive obligation that can be estimated reliably, and it is probable that an outflow of economic benefits will be required to settle the obligation. If the effect of the time value of money is material, provisions are determined by discounting the expected future cash flows at a pre-tax rate that reflects current market assessments of the time value of money and the risks specific to the liability. Where discounting is used, the increase in the provision due to the passage of time is recognised as a finance cost.

Contingent Liability is disclosed after careful evaluation of facts, uncertainties and possibility of reimbursement, unless the possibility of an outflow of resources embodying economic benefits is remote. Contingent liabilities are not recognised but are disclosed in notes.

Contingent assets are not disclosed in the Standalone Financial Statements unless an inflow of economic benefits is probable.

(n) **Cash & Cash Equivalents**

Cash and cash equivalents in the balance sheet comprise cash at banks and on hand and demand deposits with an original maturity of three months or less and highly liquid investments that are readily convertible into known amounts of cash and which are subject to an insignificant risk of changes in value net of outstanding bank overdrafts as they are considered an integral part of the Company's cash management.

(o) **Provision for Employee Benefits**

Short Term Employee Benefits:

All employee benefits payable wholly within twelve months of rendering the service are classified as short term employee benefits and they are recognized in the period in which the employee renders the related service. The Company recognizes the undiscounted amount of short term employee benefits expected to be paid in exchange for services rendered as a liability (accrued expense) after deducting any amount already paid.



Post-Employment Benefits:

I. Defined Contribution plans:

Defined contribution plans are employee state insurance scheme and Government administered pension fund scheme for all applicable employees and superannuation scheme for eligible employees.

Recognition and measurement of defined contribution plans:

The Company recognizes contribution payable to a defined contribution plan as an expense in the Statement of Profit and Loss when the employees render services to the Company during the reporting period. If the contributions payable for services received from employees before the reporting date exceeds the contributions already paid, the deficit payable is recognized as a liability after deducting the contribution already paid. If the contribution already paid exceeds the contribution due for services received before the reporting date, the excess is recognized as an asset to the extent that the prepayment will lead to, for example, a reduction in future payments or a cash refund.



II. Defined benefit plans:

i) Provident fund scheme:

The Company makes specified monthly contributions towards Employee Provident Fund scheme to a separate trust administered by the Company. The minimum interest payable by the trust to the beneficiaries is being notified by the Government every year. The Company has an obligation to make good the shortfall, if any, between the return on investments of the trust and the notified interest rate.

ii) Gratuity scheme:

The Company has a Defined Benefit Plan namely Gratuity covering its employees. The Gratuity scheme is funded through Group Gratuity-cum-Life Assurance Scheme which is administered by LIC. The present value of provisions for defined benefit plans and the resulting expense are calculated in accordance with Ind AS 19 - Employee Benefits by the Projected Unit Credit Method. The future benefit obligations are valued by an independent actuary at the year-end and spread over the entire employment period on the basis of specific assumptions regarding beneficiary structure and the economic environment. This includes the determination of the discount rate, salary escalation, mortality rate etc. which affects the valuation. In determining the appropriate discount rate at each balance sheet date, the Management considers the interest rates which relates to the benchmark rate available for Government Securities and that have terms to maturity approximating the terms of the related defined benefit obligation.

Recognition and measurement of defined benefit plans:

The cost of providing defined benefits is determined using the Projected Unit Credit method with actuarial valuations being carried out at each reporting date. The defined benefit obligations recognized in the Balance Sheet represent the present value of the defined benefit obligations as reduced by the fair value of plan assets, if applicable. Any defined benefit asset (negative defined benefit obligations resulting from this calculation) is recognized representing the present value of available refunds and reductions in future contributions to the plan.

All expenses represented by current service cost, past service cost, if any, and net interest on the defined benefit liability (asset) are recognized in the Statement of Profit and Loss. Remeasurements of the net defined benefit liability (asset) comprising actuarial gains and losses and the return on the plan assets (excluding amounts included in net interest on the net defined benefit liability/asset), are recognized in Other Comprehensive Income. Such remeasurements are not reclassified to the Statement of Profit and Loss in the subsequent periods.

The Company presents the above liability/(asset) as current and non-current in the balance sheet as per actuarial valuation by the independent actuary; however, the entire liability towards gratuity is considered as current as the Company will contribute this amount to the gratuity fund within the next twelve months.

Other Long Term Employee Benefits:

Entitlements to annual leave and sick leave are recognized when they accrue to employees. Sick leave can only be availed while annual leave can either be availed or encashed subject to a restriction on the maximum number of accumulation of leave. The Company determines the liability for such accumulated leaves using the Projected Accrued Benefit method with actuarial valuations being carried out at each Balance Sheet date. Expenses related to other long term employee benefits are recognized in the Statement of Profit and loss (including actuarial gain and loss).

(p) Lease accounting

Assets taken on lease:

The Company mainly has lease arrangements for land.

The Company assesses whether a contract is or contains a lease, at inception of a contract. The assessment involves the exercise of judgement about whether (i) the contract involves the use of an identified asset, (ii) the Company has substantially all of the economic benefits from the use of the asset through the period of the lease, and (iii) the Company has the right to direct the use of the asset.

The Company recognises a right-of-use asset ("ROU") and a corresponding lease liability at the lease commencement date. The ROU asset is initially recognised at cost, which comprises the initial amount of the lease liability adjusted for any lease payments made at or before the commencement date, plus any initial direct costs incurred and an estimate of costs to dismantle and remove the underlying asset or to restore the underlying asset or the site on which it is located, less any lease incentives. They are subsequently measured at cost less accumulated depreciation and impairment losses.

The ROU asset is depreciated using the straight-line method from the commencement date to the earlier of, the end of the useful life of the ROU asset or the end of the lease term i.e. between 74 to 90 years

If a lease transfers ownership of the underlying asset or the cost of the ROU asset reflects that the Company expects to exercise a purchase option, the related ROU asset is depreciated over the useful life of the underlying asset. The estimated useful lives of ROU assets are determined on the same basis as those of property and equipment. In addition, the right-of-use asset is periodically reduced by impairment losses, if any, and adjusted for certain re-measurements of the lease liability.

The lease liability is initially measured at the present value of the lease payments that are not paid at the commencement date, discounted using the interest rate implicit in the lease or, if that rate cannot be readily determined, the Company uses an incremental borrowing rate specific to the Company, term and currency of the contract. Generally, the Company uses its incremental borrowing rate as the discount rate.


Lease payments included in the measurement of the lease liability include fixed payments, variable lease payments that depend on an index or a rate known at the commencement date; and extension option payments or purchase options payment which the Company is reasonable certain to exercise.

Variable lease payments that do not depend on an index or rate are not included in the measurement the lease liability and the ROU asset. The related payments are recognised as an expense in the period in which the event or condition that triggers those payments occurs and are included in the line "other expenses" in the statement of profit or loss.

After the commencement date, the amount of lease liabilities is increased to reflect the accretion of interest and reduced for the lease payments made and remeasured (with a corresponding adjustment to the related ROU asset) when there is a change in future lease payments in case of renegotiation, changes of an index or rate or in case of reassessment of options.

Short-term leases and leases of low-value assets:

The Company has elected not to recognize ROU assets and lease liabilities for short term leases as well as low value assets and recognizes the lease payments associated with these leases as an expense in the statement of profit and loss.



(q) **Impairment of Non-financial Assets**

Non-financial assets other than inventories, deferred tax assets and non-current assets classified as held for sale are reviewed at each Balance Sheet date to determine whether there is any indication of impairment. If any indication of such impairment exists, the recoverable amount of such assets / cash generating unit is estimated and in case the carrying amount of these assets exceeds their recoverable amount, an impairment is recognised.

The recoverable amount is the higher of the fair value less cost to sell and their value in use. Value in use is arrived at by discounting the future cash flows to their present value based on an appropriate discount factor. Assessment is also done at each Balance Sheet date as to whether there is indication that an impairment loss recognised for an asset in prior accounting periods no longer exists or may have decreased, such reversal of impairment loss is recognised in the Statement of Profit and Loss.

(r) **Borrowing Costs**

Borrowing cost includes interest, amortization of ancillary costs incurred in connection with the arrangement of borrowings and exchange differences arising from foreign currency borrowings to the extent they are regarded as an adjustment to the interest cost.

Borrowing costs, if any, directly attributable to the acquisition, construction or production of an asset that necessarily takes a substantial period of time to get ready for its intended use or sale are capitalized, if any. All other borrowing costs are expensed in the period in which they occur.

(s) **Government Grants / Subsidies:**

Government grants / subsidies are recognized where there is reasonable assurance that the grant will be received and all attached conditions will be complied with. When the grant relates to an expense item, it is recognized in Statement of Profit and Loss.

(t) **Segment reporting**

The Company identifies operating segments based on the dominant source, nature of risks and returns and the internal organisation. The operating segments are the segments for which separate financial information is available and for which operating profit/loss amounts are evaluated regularly by the Board of Directors (who are Company's chief operating decision makers) in deciding how to allocate resources and in assessing performance.

(u) **Dividends Payable**

Final dividend on shares are recorded as a liability on the date of approval by the shareholders and interim dividends are recorded as a liability on the date of declaration by the Company's Board of Directors.

(v) **Earnings Per Share**

Basic earnings per share are calculated by dividing the Profit or Loss for the year attributable to equity shareholders by the weighted average number of equity shares outstanding during the period. For the purpose of calculating diluted earnings per share, the Profit or Loss for the year attributable to equity shareholders and the weighted average number of shares outstanding during the period are adjusted for the effect of all dilutive potential equity shares.

The weighted average number of equity shares outstanding during the period is adjusted for bonus issue and share split.

(w) **Events after reporting date**

Where events occurring after the balance sheet date provide evidence of conditions that existed at the end of the reporting period, the impact of such events is adjusted within the standalone financial statements. Otherwise, events after the balance sheet date of material size or nature are only disclosed.

(x) **Offsetting of financial instruments**

Financial assets and financial liabilities are offset and the net amount is reported in the Balance Sheet, if there is a currently enforceable legal right to offset the recognised amounts and there is an intention to settle on a net basis, or to realise the assets and settle the liabilities simultaneously.

(y) **Rounding Of Amounts**

All amounts disclosed in the Standalone Financial Statements and notes have been rounded off to the nearest million, unless otherwise stated.

(z) **Recent Accounting Pronouncements**

The Ministry of Corporate Affairs ("MCA") notifies new standard or amendments to the existing standards. There is no such notification which would have been applicable from April 1, 2021.

(aa) **Critical accounting estimates and assumptions**

The key assumptions concerning the future and other key sources of estimation uncertainty at the reporting date, that have a significant risk of causing a material adjustment to the carrying amounts of assets and liabilities within the next financial year, are described below:

(a) **Income taxes**

The Company's tax jurisdiction is India. Significant judgements are involved in estimating budgeted profits for the purpose of paying advance tax, determining the provision for income taxes, including amount expected to be paid/recovered for uncertain tax positions.

(b) **Property, plant and equipment**

Property, plant and equipment represent a significant proportion of the asset base of the Company. The charge in respect of periodic depreciation is derived after determining an estimate of an asset's expected useful life and the expected residual value at the end of its life. The useful lives and residual values of Company's assets are determined by the management at the time the asset is acquired and reviewed periodically, including at each financial year end. The lives are based on historical experience with similar assets as well as anticipation of future events, which may impact their life, such as changes in technical or commercial obsolescence arising from changes or improvements in production or from a change in market demand of the product or service output of the asset.

(c) **Defined Benefit Obligation**



The costs of providing pensions and other post-employment benefits are charged to the Statement of Profit and Loss in accordance with Ind AS 19 'Employee benefits' over the period during which benefit is derived from the employees' services. The costs are assessed on the basis of assumptions selected by the management. These assumptions include salary escalation rate, discount rates, expected rate of return on assets and mortality rates.

(d) **Fair value measurement of financial instruments**

When the fair values of financial assets and financial liabilities recorded in the balance sheet cannot be measured based on quoted prices in active markets, their fair value is measured using valuation techniques, including the discounted cash flow model, which involve various judgements and assumptions.

(e) **Right-of-use assets and lease liability**

The Company has exercised judgement in determining the lease term as the noncancellable term of the lease, together with the impact of options to extend or terminate the lease if it is reasonably certain to be exercised. Where the rate implicit in the lease is not readily available, an incremental borrowing rate is applied. This incremental borrowing rate reflects the rate of interest that the lessee would have to pay to borrow over a similar term, with a similar security, the funds necessary to obtain an asset of a similar nature and value to the right-of-use asset in a similar economic environment. Determination of the incremental borrowing rate requires estimation.



INDIA PESTICIDES LIMITED
Notes to restated Ind AS Summary Statements

2A Property, Plant and Equipment

(All amounts in Rupees Millions, unless otherwise stated)

Particulars	Leasehold Land	Factory Building	Plant & Equipment	R&D Equipment	Furniture & Fixtures	Vehicles	Office Equipment	Computers	Total
Gross Carrying Amount									
Balance as at 31 st March, 2019	40.64	189.82	471.17	1.17	7.56	22.95	1.25	1.85	736.41
Additions during the year	-	72.03	265.15	-	1.35	3.68	0.44	0.67	343.32
Disposals/ Reclassifications during the year	40.64	-	-	-	-	0.62	-	-	41.26
Balance as at 31 st March, 2020	-	261.85	736.32	1.17	8.91	26.00	1.69	2.52	1,038.47
Additions during the year	-	97.00	200.90	-	0.94	10.17	1.11	0.76	310.88
Disposals/ Reclassifications during the year	-	-	-	-	-	0.34	-	-	0.34
Balance as at 31 st March, 2021	-	358.85	937.22	1.17	9.85	35.83	2.80	3.28	1,349.01
Accumulated Depreciation									
Balance as at 31 st March, 2019	-	5.84	28.21	0.06	0.72	3.15	0.29	0.54	38.81
Depreciation expense for the year	-	11.82	32.05	0.06	0.91	3.95	0.32	1.12	50.23
Eliminated on disposal of asset/ reclassifications	-	-	-	-	-	0.58	-	-	0.58
Balance as at 31 st March, 2020	-	17.66	60.26	0.11	1.63	6.52	0.61	1.66	88.45
Depreciation expense for the year	-	9.08	45.34	0.06	1.02	4.39	0.41	0.59	60.89
Eliminated on disposal of asset/ reclassifications	-	-	-	-	-	0.25	-	-	0.25
Balance as at 31 st March, 2021	-	26.74	105.60	0.17	2.65	10.66	1.02	2.25	149.09
Net Carrying amount									
Balance as at 31 st March, 2019	40.64	183.98	442.95	1.11	6.84	19.80	0.96	1.31	697.60
Balance as at 31 st March, 2020	-	244.19	676.06	1.06	7.28	19.49	1.08	0.86	950.01
Balance as at 31 st March, 2021	-	332.11	831.62	1.00	7.20	25.17	1.78	1.03	1,199.92

2B Right of Use Assets

(All amounts in Rupees Millions, unless otherwise stated)

Particulars	As at	As at	As at
	31st March, 2021	31st March, 2020	31st March, 2019
Opening Balance	42.57	-	-
Reclassified on account of adoption of Ind AS 116	-	40.64	-
Additions	0.99	1.94	-
Deletions	-	-	-
Depreciation	0.02	0.02	-
Closing Balance	43.54	42.57	-


Note: Refer Note 33 for detailed disclosures

(All amounts in Rupees Millions, unless otherwise stated)

Capital work-in-progress	Plant & Machinery			Buildings			Total
Balance as at 31 st March, 2020	1.14	10.43					11.57
Balance as at 31 st March, 2021	102.84	16.01					118.85

Note: Capital expenditures contracted for but not recognised in the financial statements is Rs. 22.41 mn as at 31st March, 2021.

Refer Note 15 and 19 for details of security charge on Property, plant and equipment, Right of use of assets and Capital work-in-progress.





3 Intangible Assets

(All amounts in Rupees Millions, unless otherwise stated)

Particulars	Software	Know How	Total
Gross Carrying Amount			
Balance as at 31 st March, 2019	0.29	2.12	2.42
Additions during the year	0.10	-	0.10
Deductions during the year	-	-	-
Balance as at 31 st March, 2020	0.40	2.12	2.52
Additions during the year	-	-	-
Deductions during the year	-	-	-
Balance as at 31 st March, 2021	0.40	2.12	2.52
Accumulated amortization			
Balance as at 31 st March, 2019	0.07	0.36	0.43
Amortization expense for the year	0.09	0.35	0.44
Deductions for the year	-	-	-
Balance as at 31 st March, 2020	0.16	0.70	0.86
Amortization expense for the year	0.08	0.36	0.44
Deductions for the year	-	-	-
Balance as at 31 st March, 2021	0.24	1.06	1.30
Net Carrying amount			
Balance as at 31 st March, 2019	0.22	1.76	1.99
Balance as at 31 st March, 2020	0.24	1.41	1.65
Balance as at 31 st March, 2021	0.16	1.06	1.22


Notes: The amortization expense of intangible assets has been included under 'Depreciation and amortization expense' in the Statement of Profit and Loss.




4 Investments

(All amounts in Rupees Millions, unless otherwise stated)



Particulars	As at	
	31st March, 2021	31st March, 2020
(A) INVESTMENTS MEASURED AT AMORTISED COST		
In Unquoted, fully paid up Equity Shares of Subsidiary		
Shalvis Specialities Ltd 8,00,000 (31st March, 2020 : Nil, 31st March, 2019 : Nil) equity shares of Rs.10 each	8.00	-
TOTAL	8.00	-
In Unquoted, fully paid up Debt Instrument		
India Infoline Finance Ltd 4,000 @ 9.5% (31st March, 2020 : 4,000 @ 9.5 %, 31st March, 2019 : 4,000 @ 9.5 %) non-convertible debentures of Rs. 1000 each	4.86	4.44
TOTAL	4.86	4.44
In Unquoted Government Securities		
National Saving Certificate	0.04	0.04
TOTAL	0.04	0.04
(B) INVESTMENTS MEASURED AT FAIR VALUE THROUGH OTHER COMPREHENSIVE INCOME (FVOCI)		
In Unquoted, fully paid up Equity Shares of Other Company		
Swarup Chemicals Pvt Limited 3900 (31st March, 2020 : 3900, 31st March, 2019 : 3900) equity shares of Rs.10 each	2.30	-
TOTAL	2.30	-
(C) INVESTMENTS MEASURED AT FAIR VALUE THROUGH PROFIT AND LOSS (FVTPL)		
In Quoted, fully paid up Equity Shares of Other Companies		
Punjab National Bank 50 (31st March, 2020 : 50, 31st March, 2019 : 50) equity shares of Rs.2 each	0.00	0.00
Triveni Engineering Ltd Nil (31st March, 2020 : 666, 31st March, 2019 : 666) equity shares of Rs.10 each	-	0.02
Coromandal International Ltd 125 (31st March, 2020 : 125, 31st March, 2019 : 125) equity shares of Re.1 each	0.10	0.07
Suditi Industries Ltd 11,739 (31st March, 2020 : 8899, 31st March, 2019 : 4632) equity shares of Re.10 each	0.12	0.07
Vedanta Ltd 3,086 (31st March, 2020 : Nil, 31st March, 2019 : Nil) equity shares of Re.1 each	0.71	-
Vinati Organics Ltd Nil (31st March, 2020 : Nil, 31st March, 2019 : 159) equity shares of Rs.2 each	-	-
AIA Engineering Ltd. Nil (31st March, 2020 : Nil, 31st March, 2019 : 191) equity shares of Rs.2 each	-	-




Axis Bank Ltd Nil (31st March, 2020 : Nil, 31st March, 2019 : 563) equity shares of Rs.2 each	-	-
Canfin Homes Ltd Nil (31st March, 2020 : 497, 31st March, 2019 : 691) equity shares of Rs.2 each	-	0.14
DFM Foods Ltd Nil (31st March, 2020 : 1989, 31st March, 2019 : 1989) equity shares of Rs.2 each	-	0.35
HDFC Bank Ltd Nil (31st March, 2020 : Nil, 31st March, 2019 : 254) equity shares of Rs.2 each	-	-
IFB Industries Ltd Nil (31st March, 2020 : 403, 31st March, 2019 : 476) equity shares of Rs.10 each	-	0.11
JB Chemicals & Pharmaceuticals Ltd Nil (31st March, 2020 : Nil, 31st March, 2019 : 921) equity shares of Rs.2 each	-	-
K M Sugar Mills Ltd 1,36,325 (31st March, 2020 : 1,25,619, 31st March, 2019 : 60989) equity shares of Rs.2 each	1.62	0.80
Magma Fincorp Ltd Nil (31st March, 2020 : 5352, 31st March, 2019 : 3767) equity shares of Rs.2 each	-	0.09
Majesco Ltd Nil (31st March, 2020 : 1093, 31st March, 2019 : 740) equity shares of Rs.5 each	-	0.28
Mayur Uniquoters Limited Nil (31st March, 2020 : Nil, 31st March, 2019 : 751) equity shares of Rs.5 each	-	-
Nesco Ltd Nil (31st March, 2020 : 501, 31st March, 2019 : 501) equity shares of Rs.2 each	-	0.24
Orient Electric Limited Nil (31st March, 2020 : 1261, 31st March, 2019 : 1764) equity shares of Re.1 each	-	0.25
PI Industries Ltd 151 (31st March, 2020 : 188, 31st March, 2019 : 237) equity shares of Re.1 each	0.34	0.22
United Breweries Ltd Nil (31st March, 2020 : Nil, 31st March, 2019 : 113) equity shares of Re.1 each	-	-
Zensar Technologies Ltd Nil (31st March, 2020 : Nil, 31st March, 2019 : 1297) equity shares of Rs.2 each	-	-
Alkyl Amines Chemicals Ltd Nil (31st March, 2020 : 174, 31st March, 2019 : Nil) equity shares of Rs.5 each	-	0.21
Bata India Ltd Nil (31st March, 2020 : 198, 31st March, 2019 : Nil) equity shares of Rs.5 each	-	0.24



Borosil Limited Nil (31st March, 2020 : 1289, 31st March, 2019 : Nil) equity shares of Re.1 each	-	0.05
ICICI Bank Ltd. 616 (31st March, 2020 : 624, 31st March, 2019 : Nil) equity shares of Rs.2 each	0.36	0.20
IIFL Wealth Management Ltd. Nil (31st March, 2020 : 205, 31st March, 2019 : Nil) equity shares of Rs.2 each	-	0.20
Kotak Mahindra Bank Ltd Nil (31st March, 2020 : 167, 31st March, 2019 : Nil) equity shares of Rs.5 each	-	0.22
Multi Commodity Exchange of India Ltd. Nil (31st March, 2020 : 216, 31st March, 2019 : Nil) equity shares of Rs.10 each	-	0.24
Muthoot Finance Ltd. Nil (31st March, 2020 : 316, 31st March, 2019 : Nil) equity shares of Rs.10 each	-	0.19
Natco Pharma Ltd. Nil (31st March, 2020 : 446, 31st March, 2019 : Nil) equity shares of Rs.2 each	-	0.22
Navin Fluorine International Ltd. 124 (31st March, 2020 : 121, 31st March, 2019 : Nil) equity shares of Rs.2 each	0.34	0.15
Nocil Ltd Nil (31st March, 2020 : 2341, 31st March, 2019 : Nil) equity shares of Rs.10 each	-	0.15
Rites Ltd. Nil (31st March, 2020 : 807, 31st March, 2019 : Nil) equity shares of Rs.10 each	-	0.20
Tube Investments of India Ltd. Nil (31st March, 2020 : 676, 31st March, 2019 : Nil) equity shares of Re.1 each	-	0.18
Sam Industries Ltd 2200 (31st March, 2020 : 2200, 31st March, 2019 : 2200) equity shares of Rs.10 each	0.03	0.03
Modipon Ltd 100 (31st March, 2020 : 100, 31st March, 2019 : 100) equity shares of Rs.10 each	0.00	0.00
Apollo Hospitals Enterprises Ltd 228 (31st March, 2020 : Nil, 31st March, 2019 : Nil) equity shares of Rs.10 each	0.66	-
Bank of Baroda 5686 (31st March, 2020 : Nil, 31st March, 2019 : Nil) equity shares of Rs.10 each	0.42	-
Bharti Airtel Ltd 696 (31st March, 2020 : Nil, 31st March, 2019 : Nil) equity shares of Rs.10 each	0.41	-



Bharat Petroleum Corporation Ltd 1299 (31st March, 2020 : Nil, 31st March, 2019 : Nil) equity shares of Rs.10 each	0.56	-
Dr Reddy Laboratories 76 (31st March, 2020 : Nil, 31st March, 2019 : Nil) equity shares of Rs.10 each	0.34	-
Gujarat Narmada Valley Fertilizers & Chemicals 1657 (31st March, 2020 : Nil, 31st March, 2019 : Nil) equity shares of Rs.10 each	0.50	-
HCL Technologies Ltd 466 (31st March, 2020 : Nil, 31st March, 2019 : Nil) equity shares of Rs.10 each	0.46	-
Indian Railway Catering & Tourism 281 (31st March, 2020 : Nil, 31st March, 2019 : Nil) equity shares of Rs.10 each	0.49	-
Infosys Ltd 340 (31st March, 2020 : Nil, 31st March, 2019 : Nil) equity shares of Rs.10 each	0.47	-
Karnataka Bank Ltd 6825 (31st March, 2020 : Nil, 31st March, 2019 : Nil) equity shares of Rs.10 each	0.42	-
Polycab India Limited 377 (31st March, 2020 : Nil, 31st March, 2019 : Nil) equity shares of Rs.10 each	0.52	-
Reliance Industries Ltd - Right Issue 300 (31st March, 2020 : Nil, 31st March, 2019 : Nil) equity shares of Rs.10 each	0.33	-
State Bank India 1176 (31st March, 2020 : Nil, 31st March, 2019 : Nil) equity shares of Rs.10 each	0.43	-
Sun TV Network 911 (31st March, 2020 : Nil, 31st March, 2019 : Nil) equity shares of Rs.10 each	0.43	-
Ultramarine & Pigments Ltd 1248 (31st March, 2020 : Nil, 31st March, 2019 : Nil) equity shares of Rs.10 each	0.36	-
Infrastructure Development Finance Co. Ltd. (Equity) 10,586 (31st March, 2020 : Nil, 31st March, 2019 : Nil) equity shares of Rs.10 each	0.50	-
TOTAL	10.92	5.14





In Unquoted, fully paid up Equity Shares of Other Companies



1	Kalyanpur Cements Ltd 16500 (31st March, 2020 : 16500, 31st March, 2019 : 16500) equity shares of Rs.10 each	-	-
2	Eggro Paper Moulds Ltd 3300 (31st March, 2020 : 3300, 31st March, 2019 : 3300) equity shares of Rs.10 each	-	-
3	United Health Care Ltd 100 (31st March, 2020 : 100, 31st March, 2019 : 100) equity shares of Rs.10 each	-	-
4	XLO Machine Tool Ltd 200 (31st March, 2020 : 200, 31st March, 2019 : 200) equity shares of Rs.10 each	-	-
5	Stallion Shox Ltd 100 (31st March, 2020 : 100, 31st March, 2019 : 100) equity shares of Rs.10 each	-	-
6	Swarup Publication P Ltd 1900 (31st March, 2020 : 1900, 31st March, 2019 : 1900) equity shares of Rs.10 each	-	-
7	Indo fil Limited 21 (31st March, 2020 : 21, 31st March, 2019 : 21) equity shares of Rs.10 each	-	-
TOTAL		-	-

In quoted, fully paid up Mutual Funds

1	Master Share UTI 100 (31st March, 2020 : 100, 31st March, 2019 : 100) equity shares of Rs.10 each	0.00	0.00
2	BOI AXA Large & Mid Cap Equity Fund 2,40,090.91 (31st March, 2020 : 3,52,099.199, 31st March, 2019 : 2,15,492.045) units.	10.51	9.59
3	BOI AXA Equity Debt Rebalancer Fund Nil (31st March, 2020 : Nil, 31st March, 2019 : 68,524.9875) units.	-	-
4	ICICI Prudential Regular Savings Plan Growth 34,641.616 (31st March, 2020 : 34,641.616, 31st March, 2019 : 34,641.616) units.	0.82	0.75
5	Birla Sun Life Medium Term Plan (Growth) Nil (31st March, 2020 : Nil, 31st March, 2019 : 1,06,152.585) units.	-	-
6	BOI AXA Midcap Tax Fund 1,50,000 (31st March, 2020 : 1,50,000, 31st March, 2019 : 1,50,000) units.	1.98	1.13
7	BOI AXA Conservative Hybrid Fund Nil (31st March, 2020 : Nil, 31st March, 2019 : 2,54,691.182) units.	-	-
8	BOI AXA Small Cap Fund Nil (31st March, 2020 : 2,00,000, 31st March, 2019 : 2,00,000) units.	-	1.77
9	SBI Overnight Fund (G) Nil (31st March, 2020 : 126.9841, 31st March, 2019 : 2,54,691.182) units.	-	0.49
10	ICICI Prudential Balanced Advantage Fund 68,810.472 (31st March, 2020 : 68,810.472, 31st March, 2019 : Nil) units.	3.04	2.10
11	DSP Corporate Bond Fund Nil (31st March, 2020 : 1,30,472.319, 31st March, 2019 : Nil) units.	-	1.54
12	DSP Dynamic Asset Allocation Fund 255,137.282 (31st March, 2020 : 1,24,664.963, 31st March, 2019 : Nil) units.	-	1.77
13	BOI AXA Mid & Small Cap Equity & Debt Fund 1,57,472.441 (31st March, 2020 : 1,57,472.441, 31st March, 2019 : Nil) units.	2.72	1.61
17	Axis Special Situations Fund 5,00,087.396 (31st March, 2020 : Nil, 31st March, 2019 : Nil) units.	5.17	-
18	Axis Growth Opportunities Fund 1,57,621.375 (31st March, 2020 : Nil, 31st March, 2019 : Nil) units.	2.51	-
19	BOI AXA Flexi Cap Fund 4,69,994.501 (31st March, 2020 : Nil, 31st March, 2019 : Nil) units.	6.97	-
20	DSP Mid Cap Fund 64,785.317 (31st March, 2020 : Nil, 31st March, 2019 : Nil) units.	4.94	-
21	Edelweiss Greater China Equity Off Shore Fund 1,02,479.093 (31st March, 2020 : Nil, 31st March, 2019 : Nil) units.	5.37	-



22	HDFC Dividend Yield Fund 4,62,554.354 (31st March, 2020 : Nil, 31st March, 2019 : Nil) units.	5.06	-
23	Mirae Asset Mid Cap Fund 1,50,350.334 (31st March, 2020 : Nil, 31st March, 2019 : Nil) units.	2.42	-
24	PGIM India Emerging Markets Equity fund 1,28,462.231 (31st March, 2020 : Nil, 31st March, 2019 : Nil) units.	2.25	-
25	PGIM India Flexi Cap Fund 60,824.209 (31st March, 2020 : Nil, 31st March, 2019 : Nil) units.	1.24	-
26	PGIM India Midcap Opportunities Fund 40,754.402 (31st March, 2020 : Nil, 31st March, 2019 : Nil) units.	1.28	-
27	SBI Savings Fund 4,31,859.760 (31st March, 2020 : Nil, 31st March, 2019 : Nil) units.	14.16	-
28	PGIM India Arbitrage Fund 1,71,340.499 (31st March, 2020 : Nil, 31st March, 2019 : Nil) units.	2.50	-
TOTAL		72.94	20.75
TOTAL NON CURRENT INVESTMENT		99.05	30.37
Aggregate book value of:			
	Quoted investments	74.98	31.89
	Unquoted investments	12.92	4.92
Aggregate market value of:			
	Quoted investments	83.85	25.89
	Unquoted investments	15.20	4.48
Aggregate amount of impairment in value of Investments		0.89	0.89



INDIA PESTICIDES LIMITED
Notes to the Standalone Financial Statements (Contd.)

5 Other Financial Assets (non-current)

(All amounts in Rupees Millions, unless otherwise stated)

Particulars	As at	As at
	31st March, 2021	31st March, 2020
Unsecured and Considered Good		
Sundry Deposits	20.00	16.37
Term Deposits*	8.49	32.47
Total	28.49	48.84

*on lien against margin money, against bank guarantee and other commitments

6 Other Non-current Assets

(All amounts in Rupees Millions, unless otherwise stated)

Particulars	As at	As at
	31st March, 2021	31st March, 2020
Others		
Advance to Gratuity Trust	2.07	6.61
Capital Advances	9.46	14.01
Total	11.53	20.62

Note: Capital expenditures contracted for but not recognised in the financial statements is Rs. 22.41 mn as at 31st March, 2021.

7 Inventories

(All amounts in Rupees Millions, unless otherwise stated)

Particulars	As at	As at
	31st March, 2021	31st March, 2020
Raw Materials	235.84	145.78
Work-in-Progress	14.04	28.08
Finished Goods	393.66	182.85
Packing Materials	44.79	23.47
Stores, Spares and Consumables	12.46	5.55
Total	700.79	385.73

Refer Note 19 for details of security charge on Inventories.

8 Trade Receivables


(All amounts in Rupees Millions, unless otherwise stated)

Particulars	As at	As at
	31st March, 2021	31st March, 2020
Unsecured, considered good	2,174.65	1,843.73
Credit Impaired	-	-
Less: Allowance for Expected Credit Loss	32.45	11.99
Total	2,142.20	1,831.74

i) No trade receivables are due from directors or other officers of the Company either severally or jointly with any other person. Nor any trade receivables are due from firms or private companies respectively in which any director is a partner, a director or a member.

ii) Trade receivables are non interest bearing and generally on terms of 30 to 180 days.

iii) Refer Note 19 for details of security charge on Trade receivables.



9 Cash and Cash Equivalents

(All amounts in Rupees Millions, unless otherwise stated)

Particulars	As at	As at
	31st March, 2021	31st March, 2020
Cash and Cash Equivalents		
Cash on hand	1.98	4.48
Balances with Banks		
In Current Accounts	17.09	55.19
In Cash Credit Accounts	-	7.50
Total	19.07	67.17

10 Other Balances with Banks

(All amounts in Rupees Millions, unless otherwise stated)

Particulars	As at	As at
	31st March, 2021	31st March, 2020
Balances with Banks		
Term Deposits	410.55	13.12
Total	410.55	13.12

*out of the above Term Deposit of Rs. 199.45 mn is on lien against margin money, against bank guarantee and other commitments as at March 2021 (Rs. 13.12 mn for March 2020)

Bank deposits earns interest at fixed rates. Short-term deposits are generally made for varying periods between three months to twelve months, depending on the cash requirements of the Company, and earn interest at the respective deposit rates.

11 Other Financial Assets (current)

(All amounts in Rupees Millions, unless otherwise stated)


Particulars	As at	As at
	31st March, 2021	31st March, 2020
Unsecured and Considered Good		
Other Receivables	0.89	0.31
Interest Subsidy Receivable	0.27	6.44
Total	1.16	6.75

12 Other Current Assets

(All amounts in Rupees Millions, unless otherwise stated)

Particulars	As at	As at
	31st March, 2021	31st March, 2020
Balance with Government Authorities	185.69	200.39
Prepaid Expenses	2.77	2.24
Others		
Security Deposits	6.59	3.76
Advances to Employees	9.35	9.23
Advances to Suppliers*	190.03	31.27
Total	394.43	246.89

*Includes related party balance of Rs.34 mn.



13 Equity Share Capital

(All amounts in Rupees Millions, unless otherwise stated)

Particulars	As at	As at	As at
	31st March, 2021	31st March, 2020	31st March, 2019
Authorised :			
150,000,000 (31st March, 2020 : 350,000, 31st March, 2019 : 350,000) Equity Shares of Re. 1 each (31st March, 2020 : Rs. 100, 31st March, 2019 : Rs. 100) (Refer note 13(d)).	150.00	35.00	35.00
	150.00	35.00	35.00
Issued, Subscribed and Paid up :			
111,785,130 (31st March, 2020 : 318,325, 31st March, 2019 : 318,325) Equity Shares of Re. 1 (31st March, 2020 : Rs. 100, 31st March, 2019 : Rs. 100) (Refer note 13(d), 13(e) and 13(f)).	111.79	31.83	31.83
	111.79	31.83	31.83

a) Reconciliation of number of shares

Equity Shares	As at 31st March, 2021		As at 31st March, 2020	
	Number	(Rs. in mn)	Number	(Rs. in mn)
Shares outstanding at the beginning of the year	3,18,325	31.83	3,18,325	31.83
Add: Splitting of equity shares to Re.1 from Rs.100 (Face Value) (Refer note 13(d) below).	3,15,14,175	-	-	-
Add: Shares Issued during the year	-	-	-	-
Bonus Shares (Refer note (e) below)	7,95,81,250	79.58	-	-
Preferential allotment of Shares (Refer note (f) below)	3,71,380	0.37	-	-
Shares bought back during the year	-	-	-	-
Shares outstanding at the end of the year	11,17,85,130	111.79	3,18,325	31.83

b) Details of shareholders holding more than 5% of shares:

Name of Shareholders	As at 31st March, 2021		As at 31st March, 2020	
	% of Holding	No. of Shares held	% of Holding	No. of Shares held
Equity Shares of Re.1 (31st March, 2020 : Rs. 100, 31st March, 2019 : Rs. 100) each held by: (Refer note 13(d) and 13(e))				
1. Anand Swarup Agarwal	40.07%	4,47,89,850	40.20%	1,27,971
2. Sudha Agarwal	-	-	5.48%	17,438
3. Sneha Lata Agarwal	-	-	5.94%	18,918
4. Mahendra Swarup Agarwal	9.90%	1,10,69,375	10.48%	33,375
8. ASA Family Trust	6.90%	77,17,117	-	-
9. PSA Family Trust	11.11%	1,24,22,242	-	-
10. MSA Family Trust	5.10%	56,95,875	-	-



As per the records of the Company, including its registers of Shareholders/Members and other declarations received from shareholders regarding beneficial interest, the above shareholding represents both legal and beneficial ownerships of equity shares.

c) Rights, preferences and restrictions :

The company has only one class of equity shares having a par value of Re. 1 Per Share (March 31, 2020 - Rs 100 per share, March 31, 2019 - Rs 100 per share). Each holder of equity share is entitled to one vote per share.
In the event of liquidation of the company, the holders of equity shares will be entitled to receive remaining assets of the company, after distribution of all preferential amounts.
The distribution will be in proportion to the no. of equity shares held by shareholder.

d) Split shares

- As per recommendation of the Board of Directors dated 10th December, 2020 and approval of the shareholders dated 21st December, 2020, the Company has increased its existing authorised share capital to Rs. 15,00,00,000 consisting of 15,00,000 equity shares of face value of Rs.100 each.
- Subsequently, as per recommendation of the Board of Directors dated 21st December, 2020 and approval of the shareholders dated 28th December, 2020, the existing equity shares were split into 15,00,00,000 equity shares of face value of Re.1 each.
- Pursuant to the above resolution the existing issued, paid-up and subscribed paid up capital of the Company stands sub-divided to 31,832,500 equity shares of Re. 1 each.



e) Bonus Shares

As per recommendation of the Board of Directors dated 21st December, 2020 and approval of the shareholders dated 28th December, 2020, the Company has issued 7,95,81,250 bonus equity shares of face value of Rs. 1/- each in ratio of 2.5:1 (i.e. 5 (Five) Bonus Shares for every 2 (Two) Equity Shares.

f) Preferential allotment

As per recommendation of the Board of Directors dated 23rd January, 2021 and approval of the shareholders dated 25th January, 2021 in Extraordinary General Meeting, the Company has issued 371,380 equity shares of face value of Re. 1/- each on preferential basis at an issue price of Rs. 33.70 (including a premium of Rs.32.70).

Consequent to the above and note (d), (e) and (f) the issued, subscribed and paid-up share capital has increased to Rs. 111.79 mn comprising of 111,785,130 equity shares of face value of Re.1/- each.

g) No class of shares have been bought back by the Company during the period of five years immediately preceding the current period/year end.

h) No class of shares have been issued as bonus shares or for consideration other than cash by the Company during the period of five years immediately preceding the current period/year end except as disclosed in Note (e) above.

14 Other Equity

(All amounts in Rupees Millions, unless otherwise stated)

Particulars	As at	As at
	31st March, 2021	31st March, 2020
Securities Premium		
As per Opening Balance	8.58	8.58
Less: amounts utilized towards issue of fully paid up bonus shares to the extent available (Refer note 13(e))	8.58	-
Add: On Preferential Allotment (Refer note 13(f))	12.14	-
Closing Balance	12.14	8.58
General Reserve		
As per last Balance Sheet	589.37	489.37
Less: amounts utilized towards issue of fully paid up bonus shares (Refer note 13(e))	71.00	-
Add: Transferred from Surplus	-	100.00
Closing Balance	518.37	589.37
Retained Earnings		
As per last Balance Sheet	1,938.44	1,340.41
Add: Net Profit after Tax transferred from the Statement of Profit and Loss	1,345.44	707.83
Less: Other Comprehensive income (net of tax)	-3.78	2.14
Less: Appropriations	-	100.00
Transfer to General Reserve	-	100.00
Dividend distributed during the year (refer note below)	35.02	6.37
Corporate Dividend Tax on final dividend for previous year	-	1.30
Closing Balance	3,252.64	1,938.44
Total	3,783.16	2,536.40

Nature and purpose of reserves

a) Securities premium - Securities premium is used to record the premium on issue of shares. The reserve can be utilised only for limited purposes such as issuance of bonus shares in accordance with the provisions of the Companies Act, 2013.

b) General reserve - General reserve was created through an annual transfer of net income in accordance with applicable regulations. The purpose of these transfers was to ensure that if a dividend distribution in a given year is more than 10% of the paid-up capital of the Company for that year, then the total dividend distribution is less than the total distributable results for that year.


Note (All amounts in Rupees Millions, unless otherwise stated)

Dividend on Equity shares paid during the year	Year ended 31st	Year ended 31st
	March 2021	March 2020
Final Dividend Rs 110 (March 31, 2020 : Rs.20, March 31, 2020 : Rs.20) per equity share of Rs.100 each (Refer note below)	35.02	6.37
Dividend distribution tax on final dividend	-	1.30

Note:

(i) The Board of Directors at its meeting held on 11th November, 2020 have recommended a payment of final dividend of Rs.110 per equity share of face value of Rs.100 each for the financial year ended 31st March, 2020. The same amounts to Rs. 35.02 Mn. The above was approved at the Annual General Meeting of the Company held on 21st December, 2020.

(ii) The Board of Directors at its meeting held on 25th May, 2021 have recommended a payment of final dividend of Rs. 0.32 per equity share of face value of Re.1 each for the financial year ended 31st March, 2021. The above is subject to the approval of the shareholders in the Annual General Meeting of the Company and hence not been recognised as a liability.



15 Borrowings (Non-Current)

(All amounts in Rupees Millions, unless otherwise stated)

Particulars	As at	As at
	31st March, 2021	31st March, 2020
Secured Term Loan:		
From Banks	12.32	22.24
Unsecured Term Loan:		
From Others	65.55	97.86
From Related parties	-	24.93
Less: Current maturities of Long term Debt	3.38	40.59
Total	74.49	104.44

i) Detail of Securities and Terms of repayment

- a Out of total Secured Term Loan from Bank, outstanding of Rs. NIL as on 31st March 2021 (Rs.12.98 Mn as on 31st March 2020 and Rs. 46.96 Mn as on 31st March, 2019) is secured by mortgage of Plant & Equipment and immovable properties located at Sandila Unit and carried Interest Rate @ 9% to 10%.
- b Secured Term Loan from Banks comprise of multiple Vehicle Loans which are each repayable in balance 12 to 60 monthly instalments from the date of balance sheet. Interest rate for these loans ranges between 7.95 % to 10.00%.
- c Loans from Others comprise of Inter corporate loans which are not due for repayment in the next 12 months from the date of the Balance Sheet. Interest on these loans are payable at rates ranging between 9% to 12% per annum.
- d Loans from Related Parties were due for repayment in the next 12 months from the date of the Balance Sheet along with interest @ 12 % per annum. The loan is repaid as on 31st March 2021.

ii) Refer Note 41 for maturity analysis.

16 Other Financial Liabilities

(All amounts in Rupees Millions, unless otherwise stated)

Particulars	As at	As at
	31st March, 2021	31st March, 2020
Unsecured		
Lease Liability	1.13	1.10
Total	1.13	1.10

17 Provisions



(All amounts in Rupees Millions, unless otherwise stated)

Particulars	As at	As at
	31st March, 2021	31st March, 2020
Provision for Employee Benefits		
Provision for Compensated Absences	6.89	5.39
Total	6.89	5.39

18 Deferred Tax Liabilities (Net)

(All amounts in Rupees Millions, unless otherwise stated)

Particulars	As at	As at
	31st March, 2021	31st March, 2020
Deferred Tax Liabilities		
Arising on account of:		
Difference between written down value/capital work in progress of fixed assets as per the books of accounts and Income Tax Act, 1961	85.81	73.28
Increase in borrowing cost pursuant to application of effective interest rate method	0.06	2.56
Provision for Employee Defined Benefit obligations	0.49	2.49
Provision for Compensated Absences	0.10	0.01
Deferred Tax Assets		
Arising on account of:		
Lease liability amortisation	(0.06)	(0.03)
Allowances for Doubtful debt and Advances	(8.17)	(3.70)
Difference in carrying value and Tax base of investments measured at FVTPL	2.80	(1.56)
Amortised Cost		
Total	81.03	73.05



19 Borrowings (Current)

(All amounts in Rupees Millions, unless otherwise stated)

Particulars	As at	As at
	31st March, 2021	31st March, 2020
Secured		
From Banks	225.08	135.45
Total	225.08	135.45

i) Working capital loans are secured by first charge by way of hypothecation on the current assets of the Company namely inventories of raw materials, finished and work in progress, stores spares and consumables and packing materials, book debts and all other movable assets both present and future, and additionally secured by way of second charge on :

- The immovable properties situated at Plot No. E-17 to E-23, UPSIDC, Deva Road, Lucknow.
- Land & building situated at Khasra No. 691, Village Uttar Dhauna, Tiwariganj, Chinhat, Faizabad Road, Lucknow owned by M/s Ram Swarup Cold Storage & Allied Ind. Lucknow.
- Hypothecation of Plant & Machinery at UPSIDC, Deva Road, Lucknow in favour of the banks.
- Leasehold Industrial plot at K4 & K5 at UPSIDC, Sandila, UP.

ii) Refer Note 41 for maturity analysis.

20 Trade Payables

(All amounts in Rupees Millions, unless otherwise stated)

Particulars	As at	As at
	31st March, 2021	31st March, 2020
(a) Dues to MSME	47.17	16.85
(b) Dues to Other than MSME	693.30	598.57
Total	740.47	615.42



Terms and conditions of the above financial liabilities:

Trade payables are non-interest bearing and are normally settled on 30-120 days terms.

Disclosure relating to suppliers registered under MSMED Act based on the information available with the Company:

(All amounts in Rupees Millions, unless otherwise stated)

Particulars	As at	As at
	31st March, 2021	31st March, 2020
(a) Amount remaining unpaid to any supplier at the end of each accounting year:		
Principal	47.17	16.85
Interest	0.37	0.66
Total	47.54	17.51
(b) The amount of interest paid by the buyer in terms of section 16 of the MSMED Act, along with the amount of the payment made to the supplier beyond the appointed day during each accounting year.	-	-
(c) The amount of interest due and payable for the period of delay in making payment (which have been paid but beyond the appointed day during the year) but without adding the interest specified under the MSMED Act.	-	-
(d) The amount of interest accrued and remaining unpaid at the end of each accounting year.	0.37	0.66
(e) The amount of further interest remaining due and payable even in the succeeding years, until such date when the interest dues above are actually paid to the small enterprise, for the purpose of disallowance of a deductible expenditure under section 23 of the MSMED Act.	-	-



21 Other Financial Liabilities
(All amounts in Rupees Millions, unless otherwise stated)

Particulars	As at	As at
	31st March, 2021	31st March, 2020
Current maturities of Long-term debts / borrowings		
Term Loans		
Secured		
From Banks (Refer note no 18)	3.38	15.57
Unsecured		
From Related Parties	-	24.93
Trade and Security Deposits from Customers	52.44	41.83
Lease Liability	0.03	0.03
Total	55.85	82.36

22 Other Current Liabilities
(All amounts in Rupees Millions, unless otherwise stated)

Particulars	As at	As at
	31st March, 2021	31st March, 2020
Other Advances		
Advance from Customers	47.52	52.36
Others		
Statutory Liabilities	6.05	10.18
Total	53.57	62.54



23 Provisions
(All amounts in Rupees Millions, unless otherwise stated)

Particulars	As at	As at
	31st March, 2021	31st March, 2020
Provision for Employee Benefits		
Provision for Compensated Absences	0.77	0.53
Provision for Corporate Social Responsibility*	31.04	-
Total	31.81	0.53

* In accordance with Companies (Corporate Social Responsibility Policy) Amendment Rules, 2021 notified by Ministry of Corporate Affairs on January 22, 2021, the Company has created provision for the cumulative unspent amount as on March 31, 2021.

24 Current Tax Liabilities (Net)
(All amounts in Rupees Millions, unless otherwise stated)

Particulars	As at	As at
	31st March, 2021	31st March, 2020
Tax Payable	5.53	8.51
(Net of Advance Tax & TDS 442.51 mn as at 31st March, 2021, 222.91 mn as at 31st March, 2020 and 173.1 mn as at 31 March, 2019)		
Total	5.53	8.51



25 Revenue from Operations

(All amounts in Rupees Millions, unless otherwise stated)

Particulars	Year ended	
	31st March, 2021	31st March, 2020
(i) Sales of products		
Home Market (Net of Returns)	2,746.01	1,800.34
Exports	3,680.33	2,979.24
	6,426.34	4,779.58
(ii) Other Operating Revenues		
Export Incentives	63.20	16.69
Total	6,489.54	4,796.27

Reconciling the amount of revenue recognised in the statement of profit and loss with the contracted price

(All amounts in Rupees Millions, unless otherwise stated)

Particulars	Year ended	
	31st March, 2021	31st March, 2020
Revenue as per contracted price	6,426.34	4,779.58
Less: Discounts	-	-
Revenue from contract with customers	6,426.34	4,779.58

Effective 1st April 2018 the Company has adopted IND AS 115 "Revenue from Contracts with customers". The effect on adoption of IND AS 115 does not have any material impact on the financial statements of the Company.

26 Other Income

(All amounts in Rupees Millions, unless otherwise stated)



Particulars	Year ended	
	31st March, 2021	31st March, 2020
Interest Income from financial assets at amortised cost		
On bank deposits	19.65	2.82
Other Interest	2.82	1.13
Dividend Income	0.08	0.08
Other non-operating income (Net of expenses directly attributable to such income)		
Fair value of Investment through Amortised cost	0.42	0.39
Fair value of Investments at fair value through profit and loss	18.52	-
Miscellaneous income	0.86	0.96
Other gains and losses		
Net Gain on foreign currency transactions & translation	20.61	95.43
Profit from Sale of Investments	1.24	-
Profit on Sale of Property, Plant & Equipment	0.03	0.19
Total	64.23	101.00

27 Cost of Materials Consumed

(All amounts in Rupees Millions, unless otherwise stated)

Particulars	Year ended	
	31st March, 2021	31st March, 2020
Raw materials		
Opening stock	145.78	154.26
Add: Purchases of Raw Material	3,210.27	2,380.10
Less: Closing stock	235.84	145.78
TOTAL	3,120.21	2,388.58
Packing Materials Consumed		
Opening Stock	23.47	20.07
Add: Purchases of Packing Material	202.01	180.88
Less: Closing Stock	44.79	23.47
TOTAL	180.69	177.48
Total	3,300.90	2,566.06

28 Intentionally left blank



29 Changes in inventories of finished goods, Stock-in-trade and work-in-progress

(All amounts in Rupees Millions, unless otherwise stated)

Particulars	Year ended	Year ended
	31st March, 2021	31st March, 2020
Inventories at the beginning of the year		
Finished Goods	182.85	160.15
Work in Progress	28.08	15.71
(a)	210.93	175.86
Inventories at the end of the year		
Finished goods	393.66	182.85
Work in Progress	14.04	28.08
(b)	407.70	210.93
Net (Increase)/Decrease in Inventories	(196.77)	(35.07)

30 Employee Benefits Expense

(All amounts in Rupees Millions, unless otherwise stated)

Particulars	Year ended	Year ended
	31st March, 2021	31st March, 2020
Salaries, wages and benefits	199.12	142.33
Contribution to provident and other funds	20.67	16.48
Staff welfare expenses	7.63	5.19
Total	227.42	164.00

31 Finance Costs

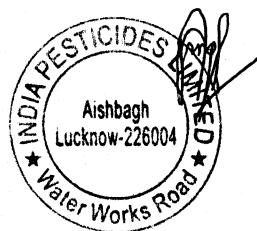
(All amounts in Rupees Millions, unless otherwise stated)

Particulars	Year ended	Year ended
	31st March, 2021	31st March, 2020
Interest expense		
- Cash credit facilities / buyers' credit	8.97	24.23
- Term Loans from Banks	1.38	4.28
(Net of subsidy Rs. NIL for March 31, 2021 and 31 March 2020 ; 50 million for 31 March 2019)		
- On Other Loans	8.51	11.40
- Others	6.06	5.93
Other Borrowing Costs	9.41	6.34
Total	34.33	52.18

2 & 3 Depreciation and Amortisation Expense

(All amounts in Rupees Millions, unless otherwise stated)

Particulars	Year ended	Year ended
	31st March, 2021	31st March, 2020
Depreciation on Property, Plant & equipment	60.89	50.23
Depreciation on Right of Use	0.02	0.02
Amortisation of Intangible Assets	0.44	0.44
Total	61.35	50.69



32 Other Expenses



(All amounts in Rupees Millions, unless otherwise stated)

Particulars	Year ended	Year ended
	31st March, 2021	31st March, 2020
Consumption of stores, spares and consumables	271.54	440.76
Power and Fuel	282.87	223.70
Labour Charges	180.24	90.58
Pollution Control Expenses	27.77	10.64
Freight and handling Charges	254.86	176.88
Advertisement and Sales Promotion Expenses	16.77	9.40
Legal and Professional expenses	84.13	77.15
Travelling & Conveyance	32.35	36.96
Rent Expenses	9.18	7.75
Repairs & Maintenance		
-Building	5.81	1.66
-Others	9.20	7.36
- Machinery	31.60	23.19
Rates, Fees and Taxes	6.24	8.25
Testing and Sampling Charges	3.63	7.50
Insurance	7.90	6.80
Printing, Stationery and Communication Expenses	7.89	6.66
Corporate Social Responsibility Expenses and Other Donations*	39.82	4.71
Payment to Auditors		
- Statutory Audit Fees	2.00	2.00
- In other Capacity		
For Tax Audit	0.40	-
For Certifications of Draft Red Herring Prospectus	4.00	-
For other matters	-	-
Bad Debts	17.49	4.84
Provision for Doubtful Debts	20.46	3.47
Loss from Sale of Investments	-	0.15
Fair value of Investments at fair value through profit and loss	-	5.80
Miscellaneous Expenses	10.74	9.51
Total	1,326.89	1,165.72

*Note : Corporate Social Responsibility Expenses

(All amounts in Rupees Millions, unless otherwise stated)

Particulars	Year ended	Year ended
	31st March, 2021	31st March, 2020
Gross Amount Required to be spent by the Company :	13.72	11.03
Amount spent during the year / period on:	Year ended	Year ended
	31st March, 2021	31st March, 2020
i Construction / Acquisition of any assets	-	-
ii Purpose other than above	8.73	4.64
Particulars	Year ended	Year ended
	31st March, 2021	31st March, 2020
Related party transactions in relation to Corporate Social Responsibility:	-	-
Provision movement during the year/ Period:	Year ended	Year ended
	31st March, 2021	31st March, 2020
Opening provision	-	-
Addition during the year / Period	31.04	-
Utilised during the year /Period	-	-
Closing provision	31.04	-



33 Leases

Following are the changes in the carrying value of right of use assets (Land)

(All amounts in Rupees Millions, unless otherwise stated)

Particulars	As at	As at
	31st March, 2021	31st March, 2020
Opening Balance	42.57	-
Reclassified on account of adoption of Ind AS 116	-	40.64
Additions	0.99	1.94
Deletions	-	-
Depreciation	0.02	0.02
Closing Balance	43.54	42.57

The Company does not face a significant liquidity risk with regard to its lease liabilities as the current assets are sufficient to meet the obligations related to lease liabilities as and when they fall due. Rent expense recorded for short-term leases was Rs. 9.18 mn for the year ended March 31, 2021 (Rs. 7.75 Mn for the year ended March 31, 2020). The Company's lease asset classes primarily consist of leases for land. The Company assesses whether a contract contains a lease, at inception of a contract. A contract is, or contains, a lease if the contract conveys the right to control the use of an identified asset for a period of time in exchange of consideration. To assess whether a contract conveys the right to control the use of an identified asset, the Company assesses whether: (i) the contract involves the use of an identified asset (ii) the Company has substantially all the economic benefits from the use of the asset through the period of the lease and (iii) the Company has the right to direct the use of the asset.

At the date of commencement of the lease, the Company recognizes a right-of-use asset ("ROU") and a corresponding lease liability for all lease arrangements in which it is a lessee, except for leases with a term of twelve months or less (short-term leases) and low value leases. For these short-term and low value leases, the Company recognizes the lease payments as an operating expense in the statement of profit and loss.

Certain lease arrangements include the options to extend or terminate the lease before the end of the lease term. ROU assets and lease liabilities include the options when it is reasonably certain that they will be exercised.

The lease liability is initially measure at amortized cost at the present value of the future lease payments. The lease payments are discounted using the interest rate implicit in the lease or, if not readily determinable, using the incremental borrowing rates in the country of domicile of these leases. Lease liabilities are remeasured with a corresponding adjustment to the related right of use asset if the Company changes its assessment if whether it will exercise an extension or a termination option.

Transition

Effective from 1st April, 2019, the Company adopted Ind AS 116 "Leases" and applied the standard to all lease contracts existing on 1st April, 2019 using the modified retrospective method and has taken the cumulative adjustment to retained earnings, on the date of initial application. Consequently, the Company recorded the lease liability at the present value of the lease payments discounted at the incremental borrowing rate and the right of use asset at its carrying amount as if the standard had been applied since the commencement date of the lease, but discounted at the Company's incremental borrowing rate at the date of initial application. Comparatives as at end of the year ended 31st March, 2019 have not been retrospectively adjusted and therefore will continue to be reported under the accounting policies.

The following is the summary of practical expedients elected on initial application:



- Applied a single discount rate to a portfolio of leases of similar assets in similar economic environment with a similar end date.
- Applied the exemption not to recognize right-of-use assets and liabilities for leases with less than 12 months of lease term on the date of initial application.
- Excluded the initial direct costs from the measurement of the right-of-use asset as at the date of initial application.
- Applied the practical expedient to grandfather the assessment of which transactions are leases. Accordingly, Ind AS 116 is applied only to contracts that were previously identified as leases under Ind AS 17.

b The Impact of adoption of Ind AS 116 on Statement of Profit and Loss for the year ended March 31, 2020 is not significant.

34 Contingent Liabilities

(All amounts in Rupees Millions, unless otherwise stated)

Claims against the Company not acknowledged as debts	As at	As at
	31st March, 2021	31st March, 2020
Tax matters in dispute under appeal	-	6.31



35 Assets and liabilities relating to Employee Benefits

See accounting policy in Note 1.(o)

For details about the related employee benefit expenses, refer Note 30

A. Defined Contribution Plan:

The Company's defined contribution plans are superannuation, employees state insurance scheme and provident fund administered by Government since the Company has no further obligation beyond making the contributions. The expenses recognised during the year towards defined contribution plans are as detailed below:

(All amounts in Rupees Millions, unless otherwise stated)

Particulars	Year ended	
	31st March, 2021	31st March, 2020
Provident Fund and other Funds	13.73	11.17
Total (included in Note 30 - 'Contribution to provident and other funds')	13.73	11.17

B. Defined Benefit Obligation:

The Company provides for gratuity for employees as per the Payment of Gratuity Act, 1972/ Company policy. Employees who are in continuous service for a period of 5 years or more are eligible for gratuity. The amount of gratuity payable on retirement/ termination is the employee's last drawn salary per month computed proportionately as per the Payment of Gratuity Act, 1972/ Company policy multiplied for the number of years of service.

The plan asset for the funded gratuity plan is invested in insurer managed fund administered by Life Insurance Corporation of India ('LIC'), independently as per the investment pattern stipulated for Pension and Group Schemes fund as per the regulations framed by Insurance and Regulatory and Development Authority of India i.e., 100% of plan assets are invested in insurer managed fund. Quoted price of the same is not available in active market.

The Code on Social Security, 2020 ('Code') relating to employee benefits during employment and post-employment benefits has been published in the Gazette of India. However, the date on which the Code will come into effect has not been notified. The Company will assess the impact of the Code and recognise the same when the Code becomes effective.

The results of the actuarial study for the obligation for employee benefits as computed by the actuary are shown below:

Actuarial study analysis	Gratuity		Leave Encashment	
	31 March 2021	31 March 2020	31 March 2021	31 March 2020
Principal actuarial assumptions				
Discount rate	6.50%	6.65%	6.50%	6.65%
Range of compensation increase	7.00%	7.00%	7.00%	7.00%
Withdrawal Rate:				
- Younger ages	10.00%	10.00%	10.00%	10.00%
- Older ages	8.00%	8.00%	8.00%	8.00%
Expected rate of return on plan assets	-	-	-	-
Plan duration	-	-	-	-
	(All amounts in Rupees Millions, unless otherwise stated)			
Actuarial study analysis	Gratuity		Leave Encashment	
	31 March 2021	31 March 2020	31 March 2021	31 March 2020
Components of income statement charge				
Current service cost	4.66	3.12	1.72	1.96
Interest cost	2.28	2.08	-	-
Recognition of past service cost	-	-	-	-
Immediate recognition of (gain)/losses	-	-	-	-
Settlement/curtailment/termination loss	-	-	-	-
Total charged to statement of profit or loss	6.94	5.20	1.72	1.96
Total charged to Retained Earnings	-	-	-	-
Movements in net liability/(asset)				
Net liability at the beginning of the year	36.06	28.00	5.92	3.96
Employer contributions	-	-	-	-
Total expense recognised in the statement of profit or loss	6.94	5.20	1.72	1.96
Total expense recognised in the Retained Earnings	-	-	-	-
Total amount recognised in OCI	(1.20)	2.86	-	-
Net liability at the end of the year	41.80	36.06	7.64	5.92
Reconciliation of benefit obligations				
Obligation at start of the year	15.79	7.73	5.92	3.96
Current service cost	4.66	3.12	1.72	1.96
Interest cost	2.28	2.08	-	-
Benefits paid directly by the Group	-	-	-	-
Extra payments or expenses/(income)	-	-	-	-
Obligation of past service cost	-	-	-	-
Actuarial gain/loss	(1.20)	2.86	-	-
Defined benefits obligations at the end of the year	21.53	15.79	7.64	5.92
Re-measurements of defined benefit plans				
Actuarial gain/(loss) due to changes in demographic assumptions	-	0.01	-	-
Actuarial gain/(loss) due to changes in financial assumptions	0.47	(2.39)	-	-
Actuarial gain/(loss) on account of experience adjustments	(1.66)	(0.48)	-	-
Total actuarial gain/(loss) recognised in OCI	(1.19)	(2.86)	-	-
Total actuarial gain/(loss) recognised in Statement of profit or loss	(1.19)	(2.86)	-	-



Sensitivity analysis of significant assumptions

Reasonably possible changes at the reporting date to one of the relevant actuarial assumptions, holding other assumptions constant, would have affected the defined benefit obligation by the amounts shown below. Although the analysis does not take account of the full distribution of cash flows expected under the plan, it does provide an approximation of the sensitivity of the assumptions shown.

Sensitivity of DBO, Service Cost, and P&L Account	Gratuity			
	Year ended 31st March, 2021		Year ended 31st March, 2020	
	% increase in DBO	Liability	% increase in DBO	Liability
Discount rate				
+ 0.5% discount rate	-3.64%	40.28	-3.58%	34.76
- 0.5% discount rate	3.89%	43.42	3.82%	37.43
Salary increase				
+ 0.5% salary growth	3.77%	43.37	3.74%	37.40
- 0.5% salary growth	-3.60%	40.29	-3.57%	34.77
Withdrawal rate				
+ 0.5% salary growth	-0.23%	41.70	-0.18%	35.99
- 0.5% salary growth	0.24%	41.90	0.19%	36.12

Sensitivity of DBO, Service Cost, and P&L Account	Leave Encashment	
	Year ended 31st March, 2021	Year ended 31st March, 2020
	Discount rate	
+ 0.5% discount rate	7.31	5.67
- 0.5% discount rate	7.99	6.19
Salary increase		
+ 0.5% salary growth	7.99	6.19
- 0.5% salary growth	7.31	5.67
Withdrawal rate		
+ 1.1 % salary growth	7.63	5.92
- 1.1 % salary growth	7.65	5.93

Note: Although the analysis does not take account of the full distribution of cash flows expected under the plan, it does provide an approximation of the sensitivity of the assumptions shown. The estimates of future salary increases considered in actuarial valuation takes into account inflation, seniority, promotion and other relevant factors as supply and demand in the employment market.



36 Related party disclosures as per Ind AS 24



1) Related parties with whom transactions have taken place during the year and its relationship:

Name of the related parties	Designation / Relationship
Anand Swarup Agarwal (w.e.f 6th October, 2020)	Chairman and Non Executive Director
Satya Prakash Gupta (w.e.f 1st November 2020)	Chief Financial Officer
Dheeraj Kumar Jain (w.e.f 23rd January 2021)	Chief Executive Officer
Ajeet Pandey (w.e.f 1st October 2020)	Company Secretary
Ajai Kumar Sinha (w.e.f 1st February 2021)	General Manager
B.T. Hanumantha Reddy	General Manager
Rajendra Singh Sharma	Whole-time Director
Rahul Arun Bagaria (w.e.f 23rd January 2021)	Non Executive Director
Adesh Kumar Gupta (w.e.f 23rd January 2021)	Independent Director
Mohan Vasant Tanksale (w.e.f 21st December 2020)	Independent Director
Madhu Dikshit (w.e.f 21st December 2020)	Independent Director
Shalvis Specialities Ltd (w.e.f 18th January 2021)	Wholly Owned Subsidiary
Swarup Publications Pvt Limited (w.e.f 6th October, 2020)	Entity in which a director or manager or his relative is a member or director
Swarup chemicals Pvt Limited (w.e.f 6th October, 2020)	Entity in which a director or manager or his relative is a member or director
Sanju Agarwal	Relative of director
Vishwas Swarup Agarwal	Relative of director
Komal Swarup Agarwal	Relative of director
Vishal Swarup Agarwal	Relative of director
Kajaree Swarup Agarwal	Relative of director
Mahendra Swarup Agarwal	Relative of director
Sudha Agarwal	Relative of director
Pramod Swarup Agarwal	Relative of director
Virendra Swarup Agarwal	Relative of director
Madhu Arun Bagaria (w.e.f 23rd January 2021)	Relative of director
Arun Kishanlal Bagaria (w.e.f 23rd January 2021)	Relative of director
Ashok Kumar Gupta (Resigned w.e.f 10th December 2020)	Whole-time Director
Pranav Agarwal (Resigned w.e.f 29th September 2020)	Independent Director
Shweta Agarwal (Resigned w.e.f 21st December 2020)	Independent Director
G S Mehta (Resigned w.e.f 10th December 2020)	Non Executive Director
Sanjay Khatau Asher (21st December 2020 - 8th February 2021)	Independent Director
Kuruba Adeppa (10th December 2020 - 8th February 2021)	Whole-time Director

2 Transactions during the year

(All amounts in Rupees Millions, unless otherwise stated)

Particulars	Year ended 31st March, 2021	Year ended 31st March, 2020
Remuneration		
Rajendra Singh Sharma	0.64	0.60
Ashok Kumar Gupta	1.19	1.47
Ajeet Pandey	0.34	-
Satya Prakash Gupta	0.72	-
Dheeraj Kumar Jain	1.53	-
Ajai Kumar Sinha	0.16	-
Kuruba Adeppa	0.30	-
B.T. Hanumantha Reddy	1.82	-
Director Sitting fees		
G S Mehta	0.04	0.08
Pranav Agarwal	0.06	0.04
Shweta Agarwal	0.24	0.04
Anand Swarup Agarwal	0.72	-
Adesh Kumar Gupta	0.30	-
Mohan Vasant Tanksale	0.25	-
Rahul Arun Bagaria	0.30	-
Madhu Dikshit	0.40	-
Sanjay Khatau Asher	0.15	-
Professional Fees		
Sanju Agarwal	0.90	0.70
Vishal Swarup Agarwal	12.00	12.00
Vishwas Swarup Agarwal	12.00	12.00
Anand Swarup Agarwal	6.00	12.00
Mahendra Swarup Agarwal	0.50	0.60
Virendra Swarup Agarwal	0.60	0.60
Pramod Swarup Agarwal	0.50	0.60
Sudha Agarwal	0.90	0.30
Komal Swarup Agarwal	0.90	-
Kajaree Swarup Agarwal	0.90	-



Interest Income		
Swarup Chemicals Pvt Limited	1.01	-
Expenses (net)		
Swarup Chemicals Pvt Limited	8.68	-
Swarup Publications Pvt Limited	1.75	-
Vishal Swarup Agarwal	0.54	0.54
Reimbursement of Expenses made on behalf of the Company		
Vishal Swarup Agarwal	1.20	1.20
Reimbursement of Expenses made on behalf of the related party		
Shalvis Specialities Ltd	0.23	-
Interest Expense on Unsecured Loan		
Mahendra Swarup Agarwal	0.42	1.27
Pramod Swarup Agarwal	0.28	0.83
Sudha Agarwal	0.20	0.60
Equity Investment		
Shalvis Specialities Ltd	8.00	-
Issue of shares		
Madhu Arun Bagaria	6.26	-
Arun Kishanlal Bagaria	6.26	-
TOTAL	78.79	45.47

3 Outstanding balances as at the year end

(All amounts in Rupees Millions, unless otherwise stated)

Particulars	As at	
	31st March, 2021	31st March, 2020
Unsecured Loans		
Mahendra Swarup Agarwal	-	11.69
Pramod Swarup Agarwal	-	7.70
Sudha Agarwal	-	5.54
Advances		
Swarup Chemicals Pvt Limited	34.00	-



4 Terms and conditions of transactions with related parties

The transactions with related parties are made on terms equivalent to those that prevail in arm's length transactions.

There have been no guarantees provided or received for any related party receivables or payables.

No balances in respect of the related parties has been provided for written off / written back.

5 Related party relationship is as identified by the management and relied upon by the auditors.



37 Financial instruments

The details of significant accounting policies, including criteria for recognition, the basis of measurement and the basis on which income and expenditure are recognised, in respect of each class of financial asset, financial liability and equity instrument are disclosed below and Note 1.

A Calculation of fair values

The fair values of the financial assets and liabilities are defined as the price that would be received to sell an asset or paid to transfer a liability in an orderly transaction between market participants at the measurement date. The following methods and assumptions were used to estimate the fair values of financial instruments:



- The fair value of the long-term borrowings carrying floating-rate of interest is not impacted due to interest rate changes and will not be significantly different from their carrying amounts as there is no significant change in the under-lying credit risk of the Company (since the date of inception of the loans).
- Cash and cash equivalents, trade receivables, investments in term deposits, other financial assets, trade payables, and other financial liabilities have fair values that approximate to their carrying amounts due to their short-term nature.

Financial Assets and Liabilities

The accounting classification of each category of financial instruments, and their carrying amounts are set out as below:

a. Financial Assets

Particulars	Instruments carried at fair value			(All amounts in Rupees Millions, unless otherwise stated)		
	FVOCI (Equity instruments)	FVOCI (Other instruments)	FVTPL	Instruments carried at amortized cost	Total Fair Value	Total Carrying Value
As at 31st March, 2020						
(i) Investments	-	-	25.89	4.48	30.37	30.37
(ii) Other financial assets	-	-	-	55.59	55.59	55.59
(iii) Trade receivables	-	-	-	1,831.74	1,831.74	1,831.74
(iv) Cash and cash equivalents	-	-	-	67.17	67.17	67.17
(v) Other Balances with Banks	-	-	-	13.12	13.12	13.12
Total	-	-	25.89	1,972.10	1,997.99	1,997.99
As at 31st March, 2021						
(i) Investments	2.30	-	83.84	12.90	99.05	99.05
(ii) Other financial assets	-	-	-	29.64	29.64	29.64
(iii) Trade receivables	-	-	-	2,142.20	2,142.20	2,142.20
(iv) Cash and cash equivalents	-	-	-	19.07	19.07	19.07
(v) Other Balances with Banks	-	-	-	410.55	410.55	410.55
Total	2.30	-	83.84	2,614.36	2,700.51	2,700.51



b. Financial Liabilities

(All amounts in Rupees Millions, unless otherwise stated)

Particulars	Fair value through profit & loss	At amortized cost*	Total carrying amount	Total Fair Value
As at 31st March, 2020				
(i) Borrowings	-	239.89	239.89	239.89
(ii) Other financial liabilities	-	83.45	83.45	83.45
(ii) Trade payables	-	615.42	615.42	615.42
Total	-	938.76	938.76	938.76
As at 31st March, 2021				
(i) Borrowings	-	299.57	299.57	299.57
(ii) Other financial liabilities	-	56.99	56.99	56.99
(ii) Trade payables	-	740.47	740.47	740.47
Total	-	1,097.03	1,097.03	1,097.03

*The carrying value and fair value approximation, if any.

c. Fair value hierarchy

The Company uses the following hierarchy for determining and/or disclosing the fair value of financial instruments by valuation techniques:


The categories used are as follows:

- Level 1: It includes financial instruments measured using quoted prices and the mutual funds are measured using the closing Net Asset Value (NAV).
- Level 2: The fair value of financial instruments that are not traded in an active market is determined using valuation techniques which maximise the use of observable market data and rely as little as possible on entity specific estimates. If all significant inputs required to fair value an instrument are observable, the instrument is included in level 2.
- Level 3: inputs for the asset or liability that are not based on observable market data (unobservable inputs).

The below table summarises the categories of financial assets and liabilities as at March 31, 2021, March 31, 2020 and March 31, 2019 measured at fair value:

(All amounts in Rupees Millions, unless otherwise stated)

As at 31st March, 2020	Level 1	Level 2	Level 3	Total
Financial Assets at Fair Value				
Investments in Equity Shares	5.14	-	-	5.14
Investment in Mutual Funds	20.75	-	-	20.75
				(All amounts in Rupees Millions, unless otherwise stated)
As at 31st March, 2021	Level 1	Level 2	Level 3	Total
Financial Assets at Fair Value				
Investments in Equity Shares	10.92	-	2.30	13.22
Investment in Mutual Funds	72.93	-	-	72.93



INDIA PESTICIDES LIMITED**Notes to the Standalone Financial Statements (Contd.)****38 Segment Reporting**

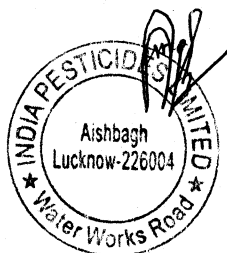

The Board of Directors are identified as Chief Operating Decision Maker of the Company. They are responsible for allocating resources and assessing the performance of the operating segments. Accordingly, they have determined "Agro Chemicals" as its only operating Segment.

Thus the segment revenue, interest revenue, interest expense, depreciation and amortisation, segment assets and segment liabilities are all as reflected in the Financial Statements.

Geographical Information

(All amounts in Rupees Millions, unless otherwise stated)

	Year ended 31st March, 2021	Year ended 31st March, 2020
a. Revenue from external customers		
attributed to the Company's country of domicile, India	2,746.01	1,800.34
attributed to all foreign countries	3,680.33	2,979.24
Total	6,426.34	4,779.58
b. Revenues from transactions with customers (including customers of the same group) exceeding 10% of the Company's sales in current as	2,830.50	1,403.94
c. Non-current assets (excluding Deferred/ Current Tax and Financial Assets)	Year ended 31st March, 2021	As at 31st March, 2020
located in the Company's country of domicile, India	1,363.54	1,005.79
located in all foreign countries	-	-
Total	1,363.54	1,005.79



39 Income tax

This note provides an analysis of the group's income tax expense, show amounts that are recognised directly in equity and how the tax expense is affected by non-assessable and non-deductible items. It also explains significant estimates made in relation to the Company's tax positions.

(All amounts in Rupees Millions, unless otherwise stated)

Particulars	Year ended 31st March, 2021	Year ended 31st March, 2020
(i) Tax expense recognised in the standalone statement of profit and loss		
Current Tax on profits for the year	448.03	231.11
Adjustments for current tax of prior periods	2.09	(3.16)
Total Current Tax Expense	450.12	227.95
Deferred Tax charge/ (credit) P&L	8.27	(2.09)
(Decrease) increase in deferred tax liabilities	-	-
Total Deferred Tax Expense	8.27	(2.09)
Income tax expense recognised in the standalone statement of profit and loss	458.39	225.86
(ii) Tax expense recognised in OCI		
Deferred Tax:		
Deferred Tax expense on Remeasurement of defined benefit plans	0.28	0.72
Income tax expense recognised in the standalone statement of profit and loss	0.28	0.72

(All amounts in Rupees Millions, unless otherwise stated)



Particulars	Year ended 31st March, 2021	Year ended 31st March, 2020
(b) Reconciliation of tax expense and the accounting profit multiplied by India's tax rate:		
Enacted income tax rate in India applicable to the Company (in %)	25.17	25.17
Profit/ (Loss) before income tax expense	1,799.65	933.70
Current tax expense on Profit/ (loss) before tax expenses at enacted income tax rate in India	452.94	234.99
Tax effects of :		
Tax effect on non-deductible expenses	10.02	1.12
Effect of Income which is taxed at special rates	(5.66)	(0.05)
Effect of Income that is exempted from tax	-	(0.02)
Effect of Government grants offered to income tax on receipt basis	(1.55)	1.62
Effects of Adjustments for current tax of prior periods	2.09	(3.16)
Effect of change in tax rate	-	(9.85)
Other items	0.56	1.05
Total Income tax expense	458.39	225.70

The Company elected to exercise the option of lower tax rate permitted under section 115BAA of the Income-tax Act, 1961 inserted vide Taxation Laws (Amendment) Act, 2019. The Company, accordingly has recognized Provision for Income Tax.

The details of Income tax Assets / Liabilities are as follows:-

(All amounts in Rupees Millions, unless otherwise stated)

Particulars	Year ended 31st March, 2021	Year ended 31st March, 2020
Income Tax Assets	1,391.74	940.72
Current Income Tax Liabilities	1,397.27	949.23
Net Current Income Tax Liabilities at the end of the year	5.53	8.51



The major components of deferred tax (liabilities)/assets arising on account of timing differences are as follows:

As at 31st March, 2021



(All amounts in Rupees Millions, unless otherwise stated)

Particulars	Balance sheet	Profit and loss	OCI	Balance sheet
	01st April 2020	For the Year	For the Year	31st March, 2021
Deferred Tax Liabilities				
Arising on account of:				
Difference between written down value/capital work in progress of fixed assets as per the books of accounts and Income Tax Act, 1961	73.28	12.53	-	85.81
Increase in borrowing cost pursuant to application of effective interest rate method	2.56	(2.50)	-	0.06
Provision for Employee Defined Benefit obligations	2.49	(2.27)	0.28	0.49
Provision for Compensated Absences	0.01	0.09	-	0.10
Deferred Tax Assets				
Arising on account of:				
Lease liability amortisation	(0.03)	(0.03)	-	(0.06)
Allowances for Doubtful debt and Advances	(3.70)	(4.46)	-	(8.17)
Difference in carrying value and Tax base of investments measured at FVTPL	(1.56)	4.36	-	2.80
Total	73.05	7.72	0.28	81.03

As at 31st March, 2020

(All amounts in Rupees Millions, unless otherwise stated)

Particulars	Balance sheet	Profit and loss	OCI	Balance sheet
	01 st April 2019	2019-2020	2019-2020	31st March 2020
Deferred Tax Liabilities				
Arising on account of:				
Difference between written down value/capital work in progress of fixed assets as per the books of accounts and Income Tax Act, 1961	72.64	0.64	-	73.28
Increase in borrowing cost pursuant to application of effective interest rate method	2.60	(0.04)	-	2.56
Provision for Employee Defined Benefit obligations	3.17	(1.40)	0.72	2.49
Provision for Compensated Absences	0.42	(0.41)	-	0.01
Deferred Tax Assets				
Arising on account of:				
Lease liability amortisation	-	(0.03)	-	(0.03)
Allowances for Doubtful debt and Advances	(2.83)	(0.87)	-	(3.70)
Difference in carrying value and Tax base of investments measured at FVTPL	(0.14)	(1.42)	-	(1.56)
Total	75.86	(3.53)	0.72	73.05



40 Earnings per share (EPS)

- (a) Basic EPS amounts are calculated by dividing the profit for the year attributable to equity holders of the Company by the weighted average number of Equity shares outstanding during the year.

Diluted EPS amounts are calculated by dividing the profit attributable to equity holders of the Company by the weighted average number of Equity shares outstanding during the year.



i Profit attributable to Equity holders of Company

(All amounts in Rupees Millions, unless otherwise stated)

Particulars	Year ended 31st March, 2021	Year ended 31st March, 2020
Profit attributable to equity share holders of the Company for basic and diluted earnings per share	1,345.44	707.83

ii Weighted average number of ordinary shares

Particulars	As at 31st March, 2021	As at 31st March, 2020
Equity shares outstanding as at year end	11,17,85,130	3,18,325
Equity shares post split and bonus (Refer note 13(d), 13(e) and 13(f))		
Weighted average number of shares as at year end for basic earnings per shares	11,14,76,834	11,14,13,750
Weighted average number of shares as at year end for diluted earnings per shares	11,14,76,834	11,14,13,750
Basic earnings per share (in Rs)	12.07	6.35
Diluted earnings per share (in Rs)	12.07	6.35



41 Financial risk management

The Company's Board of Directors has overall responsibility for the establishment and oversight of the Company's risk management framework.

The Company's risk management policies are established to identify and analyse the risks faced by the Company, to set appropriate risk limits and controls and to monitor risks. Risk management policies and systems are reviewed regularly to reflect changes in market conditions and the Company's activities. The Board has been monitoring the risks that the Company is exposed to due to outbreak of COVID 19 closely. The Board has taken all necessary actions to mitigate the risks identified basis the information and situation present.

The Company has exposure to the following risks arising from financial instruments:

- a. Credit risk;
- b. Liquidity risk;
- c. Market risk; and
- d. Interest rate risk

(A) Credit risk

Credit risk arises from the possibility that the value of receivables or other financial assets of the Company may be impaired because counterparties cannot meet their payment or other performance obligations.

To manage credit risks from trade receivables other than Related Party, the credit managers from Order to Cash department of the Company regularly analyse customer's receivables, overdue and payment behaviours. Some of these receivables are collateralised and the same is used according to conditions. These could include advance payments, security deposits, post-dated cheques etc. Credit limits for this trade receivables are evaluated and set in line with Company's internal guidelines. There is no significant concentration of default risk.

Credit risks from financial transactions are managed independently by Finance department. For banks and financial institutions, the Company has policies and operating guidelines in place to ensure that financial instrument transactions are only entered into with high quality banks and financial institutions. The Company had no other financial instrument that represents a significant concentration of credit risk.

The Company considers the probability of default upon initial recognition of asset and whether there has been a significant increase in credit risk on an ongoing basis through out each reporting period. To assess whether there is a significant increase in credit risk the Company compares the risk of default occurring on asset as at the reporting date with the risk of default as at the date of initial recognition. It considers reasonable and supportive forward-looking information such as:

- i) Actual or expected significant adverse changes in business,
- ii) Actual or expected significant changes in the operating results of the counterparty,
- iii) Financial or economic conditions that are expected to cause a significant change to the counterparty's ability to meet its obligations,
- iv) Significant changes in the value of the collateral supporting the obligation or in the quality of the third-party guarantees or credit enhancements.

Financial assets are written off when there is no reasonable expectations of recovery. Where loans or receivables have been written off, the Company continues engage in enforcement activity to attempt to recover the receivable due. Where recoveries are made, these are recognized in statement of profit & loss.

Credit risk is managed at Company level.

For other financial assets, the Company assesses and manages credit risk based on internal control and credit management system. The finance function consists of a separate team who assess and maintain an internal credit management system. Internal credit control and management is performed on a Company basis for each class of financial instruments with different characteristics.

The Company considers whether there has been a significant increase in credit risk on an ongoing basis throughout each reporting period. It considers available reasonable and supportive forward-looking information.


Macroeconomic information (such as regulatory changes, market interest rate or growth rates) are also considered as part of the internal credit management system.

A default on a financial asset is when the counterparty fails to make payments as per contract. This definition of default is determined by considering the business environment in which entity operates and other macro-economic factors.

The Company measures the expected credit loss of trade receivables from individual customers based on historical trend, industry practices and the business environment in which the entity operates. Loss rates are based on actual credit loss experience and past trends. Based on the historical data, no additional provision has been considered necessary in respect of trade receivables more than 3 months, since the management has taken suitable measures to recover the said dues and is hopeful of recovery in due course of time.

Ageing of account receivables: (All amounts in Rupees Millions, unless otherwise stated)

	As at 31st March, 2021	As at 31st March, 2020
0-3 months	1,197.17	880.09
More than 3 months	977.48	963.64
Total	2,174.65	1,843.73



Reconciliation of loss allowance - Trade Receivables

	As at	
	31st March, 2021	31st March, 2020
Opening balance	11.99	8.52
Allowance made during the year	20.46	3.47
Closing balance	32.45	11.99

The Company maintains exposure in cash and cash equivalents, deposits with banks, investments, and other financial assets. Individual risk limits are set for each counter-party based on financial position, credit rating and past experience. Credit limits and concentration of exposures are actively monitored by the Management of the Company. The maximum exposure to credit risk at the reporting date is the carrying value of each class of financial assets. Additionally, considering the COVID 19 situation, the Company has also assessed the performance and recoverability of trade receivables. The Company believes that the current value of trade receivables reflects the fair value/ recoverable values.

(B) Liquidity risk

Liquidity risk is the risk that the Company will encounter difficulty in meeting the obligations associated with its financial liabilities that are settled by delivering cash or another financial asset. The Company's approach to managing liquidity is to ensure, as far as possible, that it will have sufficient liquidity to meet its liabilities when they are due, under both normal and stressed conditions, without incurring unacceptable losses or risking damage to the Company's reputation. Due to the dynamic nature of underlying businesses, the Company maintains flexibility in funding by maintaining availability under committed credit lines. Management monitors rolling forecast of Company's liquidity position (comprising the undrawn borrowing facilities below) and cash and cash equivalents on the basis of expected cash flows. In addition, the company's liquidity management policy involves projecting cash flows in major currencies and considering the level of liquid assets necessary to meet these, monitoring balance sheet liquidity ratios against internal and external regulatory requirements and maintaining debt financing plans.

Maturities of financial liabilities

The tables below analyse the company's financial liabilities into relevant maturity groupings based on their contractual maturities for: all non-derivative financial liabilities, and the amounts disclosed in the table are the contractual undiscounted cash flows. Balances due within 12 months equal their carrying balances as the impact of discounting is not significant.

Maturity analysis of significant financial liabilities

	Contractual cash flows					
	As at 31st March, 2021			As at 31st March, 2020		
	Carrying amount	Upto 1 year	More than 1 year	Carrying amount	Upto 1 year	More than 1 year
Non-derivative financial liabilities						
Term Loans	77.87	3.38	74.49	145.03	40.59	104.44
Short Term Borrowings	225.08	225.08	-	135.45	135.45	-
Trade and Other Payables	740.47	740.47	-	615.42	615.42	-
Other Financial Liabilities	53.60	0.03	53.57	42.96	0.03	42.93
Other Current Liabilities	53.57	53.57	-	62.54	62.54	-


(All amounts in Rupees Millions, unless otherwise stated)

(C) Market risk

Market risk is the risk that changes in market prices - such as foreign exchange rates, interest rates and equity prices - will affect the Company's income or the value of its holdings of financial instruments. The objective of market risk management is to manage and control market risk exposures within acceptable parameters while optimising the return. The Company is exposed to market risk primarily related to foreign exchange rate risk (currency risk), interest rate risk and market value of its investments. Thus the Company's exposure to market risk is a function of investing and borrowing activities and revenue generating and operating activities in foreign currencies.

Foreign Currency Risk

Foreign currency opportunities and risks for the Company result from changes in exchange rates and the related changes in the value of financial instruments (including receivables and payables) in the functional currency (INR). The Company is exposed to foreign exchange risk arising from foreign currency transactions primarily with respect to US Dollar(USD). The USD exchange rate has changed substantially in recent periods and may continue to fluctuate substantially in the future. The Company has put in place a Financial Risk Management Policy to identify the most effective and efficient ways of managing the currency risks.



Exposure to currency risk

The currency profile of financial assets and financial liabilities are as below:

	As at 31st March, 2021				As at 31st March, 2020			
	INR Rs in mn	EURO Rs in mn	USD RS in mn	AUD RS in mn	INR Rs in mn	EURO Rs in mn	USD RS in mn	AUD RS in mn
Financial Assets								
Trade Receivables	1,481.55	154.93	467.32	38.41	1,289.17	79.91	462.65	-
Total	1,481.55	154.93	467.32	38.41	1,289.17	79.91	462.65	-
Financial Liabilities								
Trade payables	604.62	-	135.86	-	528.14	-	87.28	-
Total	604.62	-	135.86	-	528.14	-	87.28	-

The following significant exchange rates have been applied during the year.

Currency	31st March, 2021	31st March, 2020
USD	73.50	75.39
EURO	86.10	83.05
AUD	55.57	-

Sensitivity analysis

The following table details the Company's sensitivity to a 25 basis points increase and decrease in the Rupee against the relevant foreign currencies is the sensitivity rate used when reporting foreign currency risk internally to key management personnel and represents management's assessment of the reasonably possible change in foreign exchange rates. This is mainly attributable to the net exposure outstanding on receivables or payables in the Company at the end of the reporting period. The sensitivity analysis includes only outstanding foreign currency denominated monetary items and adjusts their translation at the period end for a 0.25% change in foreign currency rate. This analysis assumes that all other variables, in particular interest rates, remain constant and ignores any impact of forecast sales and purchases. In cases where the related foreign exchange fluctuation is capitalised to fixed assets or recognised directly in reserves, the impact indicated below may affect the Company's income statement over the remaining life of the related fixed assets or the remaining tenure of the borrowing respectively.

(All amounts in Rupees Millions, unless otherwise stated)

	Year ended 31st March, 2021		Year ended 31st March, 2020	
	0.25% increase	0.25% decrease	0.25% increase	0.25% decrease
USD	0.83	(0.83)	0.94	(0.94)
EURO	0.39	(0.39)	0.20	(0.20)
AUD	0.10	(0.10)	-	-


(D) Cash flow and fair value interest rate risk

- Interest rate risk management:

Interest rate risk is the risk that the fair value or future cash flows of a financial instrument will fluctuate because of changes in market rates. The Company's exposure to the risk of changes in market rates relates primarily to the Company's long-term debt obligations with floating interest rates.

The Company's approach to managing interest rate risk is to have a judicious mix of borrowed funds with fixed and floating interest rate obligation. Moreover, the short-term borrowings of the Company do not have a significant fair value or cash flow interest rate risk due to their short tenure.

The Company is also exposed to interest rate risk on its financial assets that includes fixed deposits, since the same are generally for short duration, the Company believes it has manageable risk and achieving satisfactory returns. The Company also has long-term fixed interest bearing assets. However the Company has in place an effective system to manage risk and maximise return.



INDIA PESTICIDES LIMITED
Notes to the Standalone Financial Statements (Contd.)

- Interest rate risk exposure:

The exposure of the Company's borrowing to interest rate changes at the end of the reporting period are as follows:

(All amounts in Rupees Millions, unless otherwise stated)

	As at 31st March, 2021	As at 31st March, 2020
Fixed-rate Instruments		
Financial assets	-	-
Financial liabilities	77.87	132.05
Variable-rate Instruments		
Financial assets	-	-
Financial liabilities	225.08	148.43
Total	302.95	280.48

- Interest rate sensitivity

Interest rate sensitivity

A reasonably possible change of 25 basis points in interest rates at the reporting date would have increased (decreased) profit or loss by the amounts shown below. This analysis assumes that all other variables remain constant. In cases where the related interest rate risk is capitalised to fixed assets, the impact indicated below may affect the Company's income statement over the remaining life of the related fixed assets.

Price Risk

The Company's exposure to price risk arises from investment in mutual funds and classified in the balance sheet as fair value through profit and loss. Mutual fund investments are susceptible to market price risk, mainly arising from changes in the interest rates or market yields which may impact the return and value of such investments. However, due to very short tenor of the underlying portfolio in the liquid schemes, these do not pose any significant price risk.

(E) Risk due to outbreak of COVID 19 pandemic

The outbreak of COVID 19 pandemic globally and in India has severely impacted businesses and economies. There has been disruption to regular business operations due to the measures taken to curb the impact of the pandemic. The Company's plants, warehouses and offices were shut post announcement of nationwide lockdown. However, since manufacturing of pesticides was determined to be an essential industry, we were allowed to resume operations in a phased manner after second week of April 2020 and both of our facilities restarted operations, subject to certain adjustments in working patterns, social distancing measures and additional safety measures. The Company has considered external and internal information in assessing the impact of COVID 19 on various elements of its financial statements, including recoverability of its assets as at the Balance Sheet date.

42 Capital management

(a) Risk management


The Company's objectives when managing capital are to:

1. safeguard their ability to continue as a going concern, so that they can continue to provide returns for shareholders and benefits for other stakeholders, and
2. Maintain an optimal capital structure to reduce the cost of capital. In order to maintain or adjust the capital structure, the Company may adjust the amount of dividends paid to shareholders, return capital to shareholders, issue new shares, reduce debt or sell assets.

The gearing ratios were as follows:

(All amounts in Rupees Millions, unless otherwise stated)

	As at 31st March, 2021	As at 31st March, 2020
Net debt (Total Debt - Cash & cash equivalent - Other Bank Balances other than on lien)	72.78	213.22
Total equity	3,894.95	2,568.23
Net debt to equity ratio	0.02	0.08



INDIA PESTICIDES LIMITED

Notes to the Standalone Financial Statements (Contd.)

Note 43

Part A: Statement of Restatement Adjustments to Audited Financial Statements

Reconciliation between audited profit and restated profit

(All amounts in Rupees Millions, unless otherwise stated)

	Year ended	Year ended	Year ended
	31st March, 2021	31st March, 2020	31st March, 2019
Profit after tax (as per audited financial statements)	1,345.44	707.83	444.97
Adjustment for conversion from IGAAP to Ind AS/ Proforma Ind AS *	-	-	(5.76)
Restated profit after tax	1,345.44	707.83	439.21

Reconciliation between total audited equity and total restated equity

(All amounts in Rupees Millions, unless otherwise stated)

	As at	As at	As at	As at
	31st March, 2021	31st March, 2020	31st March, 2019	1st April, 2018
Total Equity as per audited financial statements	3,894.95	2,568.23	1,858.01	1,420.89
Adjustment for conversion from IGAAP to Ind AS/ Proforma Ind AS*	-	-	12.19	18.26
Total Equity as Restated Unconsolidated Summary Statement of Assets and Liabilities	3,894.95	2,568.23	1,870.20	1,439.15


* Adjustment for conversion from IGAAP to Ind AS


The audited financial statements of the Company as at and for the year ended March 31, 2019 were prepared in accordance with accounting principals generally accepted in India including the Companies Accounting Standards Rules, 2006 (as amended) specified under Section 133 of the Act, Companies (Accounts) Rules, 2014 (as amended). The same have been converted into Ind AS to conform with the accounting policies generally accepted in India including Indian Accounting Standards ("Ind AS") specified under section 133 of the Act, Read with the Companies (Indian Accounting Standards) Rule, 2015, as amended. For further details refer note no 43 for Ind As Adjustments of total Comprehensive income for the year ended March 31, 2019 and for Equity as at March 31, 2019 and April 01, 2018.

Part B: Material Regrouping


Appropriate regroupings have been made in the Restated Unconsolidated Summary Statement of Assets and Liabilities, Restated Unconsolidated Summary Statement of Profit and Loss and Restated Unconsolidated Summary Statement of Cash Flows, wherever required, by reclassification of the corresponding items of income, expenses, assets, liabilities and cash flows, in order to bring them in line with the accounting policies and classification as per Ind AS financial information of the Company for the year ended March 31, 2021 prepared in accordance with Schedule III of Companies Act, 2013, requirements of Ind AS 1 and other applicable Ind AS principles and the requirements of the Securities and Exchange Board of India (Issue of Capital & Disclosure Requirements) Regulations 2018, as amended.


For and on behalf of Board of Directors of
India Pesticides Limited


A. S. Agarwal
Director
DIN: 00777581


R. S. Sharma
Director
DIN: 02487797


D. K. Jain
Chief Executive Officer


S. P. Gupta
Chief Financial Officer


Ajeet Pandey
Company Secretary

Place : Lucknow

Dated: 25.05.2021

