



Punjab Alkalies & Chemicals Limited

Regd. Office : S.C.O. 125-127, Sector 17-B, Chandigarh - 160017 INDIA)

Phone : 0172-4072508-569, E-mail : info@punjabalkalies.com

CIN : L24119CH1975PLC003607, Website : www.punjabalkalies.com



PACL:SEC:2021: 1517

11.11.2021

BSE Limited,
1st Floor, New Trading Ring,
Rotunda Building, P.J. Towers,
Dalal Street, Fort,
MUMBAI-400 001.

Sub.: **Unaudited Financial Results for the Quarter and Half Year ended 30th September, 2021.**


Dear Sir,

Pursuant to the Regulations 33 and 47 of the SEBI (Listing Obligations and Disclosure Requirements) Regulations, 2015, we are enclosing herewith the "Unaudited Financial Results for the Quarter and Half Year ended 30th September, 2021" alongwith M/s. Hari S. & Associates' Limited Review Report.

Please acknowledge receipt.

Thanking you,

Yours faithfully,
For PUNJAB ALKALIES & CHEMICALS LIMITED


Sugandha Kukreja
Company Secretary

Encl: as above.

PUNJAB ALKALIES & CHEMICALS LIMITED

CIN: L24119CH1975PLC003607
Regd. Office: SCO 125-127, Sector 17-B,
CHANDIGARH 160 017


Unaudited Financial Results for the Quarter and Half Year Ended 30th September, 2021


(Rs. In lacs)

Part-I		Quarter Ended	Quarter Ended	Quarter Ended	Half Year	Half Year	Financial Year
Sr. No.	Particulars	30.9.2021 (Unaudited)	30.6.2021 (Unaudited)	30.9.2020 (Unaudited)	Ended 30.9.2021 (Unaudited)	Ended 30.9.2020 (Unaudited)	Ended 31.3.2021 (Audited)
1	Revenue from operations	8701.80	7527.66	5614.58	16229.46	9258.09	22634.78
2	Other Income	240.80	276.18	398.34	516.98	796.32	5508.67
3	Total Revenue (1+2)	8942.60	7803.84	6012.92	16746.44	10054.41	28143.45
4	Expenses:						
	a) Cost of materials consumed						
	i) Salt	1202.20	1028.91	911.12	2231.11	1500.07	3752.19
	ii) Power	4152.04	3535.38	2937.36	7687.42	4964.80	12129.57
	iii) Others	328.93	304.03	286.69	632.96	482.98	1268.44
	Total	5683.17	4868.32	4135.17	10551.49	6947.85	17150.20
	b) Purchase of Stock-in-Trade	434.93	276.56	-	711.49	-	66.85
	c) Changes in Inventories of Finished Goods, Work-in-Progress and Stock-in-Trade	(192.76)	(1.34)	(12.62)	(194.10)	12.65	66.54
	d) Employees benefits expense	387.17	410.43	622.56	797.60	1269.17	2264.52
	e) Finance Costs	184.64	235.48	145.74	420.12	255.21	534.35
	f) Depreciation and amortisation expense	428.22	419.00	413.56	847.22	894.13	1731.88
	g) Other expenses	6365.48	430.9	367.02	6796.38	666.78	4322.14
	Total Expenses	13290.85	6639.35	5671.43	19930.20	10045.79	26136.48
5	Profit/(Loss) before exceptional and extra ordinary items and tax (3-4)	(4348.25)	1164.49	341.49	(3183.76)	8.62	2006.97
6	Exceptional Items	-	-	-	-	-	-
7	Profit/(Loss) before Extra Ordinary Items and tax (5±6)	(4348.25)	1164.49	341.49	(3183.76)	8.62	2006.97
8	Extra Ordinary Items	-	-	-	-	-	-
9	Profit/(Loss) Before Tax (7±8)	(4348.25)	1164.49	341.49	(3183.76)	8.62	2006.97
10	Tax Expense:						
	a) Current Tax	(274.28)	274.28	-	-	-	330.72
	b) Deferred Tax	(345.59)	-	-	(345.59)	-	852.58
	Total	(619.87)	274.28	-	(345.59)	-	1183.30
11	Profit/(Loss) from continuing operation (9±10)	(3728.38)	890.21	341.49	(2838.17)	8.62	823.67
12	Profit/(Loss) from discontinuing operation	-	-	-	-	-	-
13	Tax Expense of discontinuing operations	-	-	-	-	-	-
14	Profit/(Loss) from discontinuing operations (after tax) (12±13)	-	-	-	-	-	-
15	Profit/(Loss) for the period (11+14)	(3728.38)	890.21	341.49	(2838.17)	8.62	823.67
16	Other Comprehensive Income (OCI)						
	(i) a) Items that will not be reclassified to profit or loss	26.84	363.78	47.09	390.62	(218.08)	(120.10)
	b) Income Tax relating to items that will not be reclassified to profit or loss	-	-	-	-	-	-
	(ii) a) Items that will be reclassified to profit or loss	-	-	-	-	-	-
	b) Income Tax relating to items that will be reclassified to profit or loss	-	-	-	-	-	-
17	Total Comprehensive Income for the period (15+16) (comprising profit/(loss) and other comprehensive income for the period)	(3701.54)	1253.99	388.58	(2447.55)	(209.46)	703.57
18	Earnings/(Loss) per Equity Share (Rs.) (Not Annualised):						
	a) Basic	(7.87)	2.41	1.26	(6.73)	0.03	2.97
	b) Diluted (Refer Note No. 1)	(7.87)	2.41	1.26	(6.73)	0.03	2.97
19	Paid up Equity Share Capital (face value Rs.10/-)	4846.86	4396.86	2710.48	4846.86	2710.48	3106.86
20	Reserve excluding Revaluation Reserve.	-	-	-	-	-	2935.63

PART-II		Quarter Ended	Quarter Ended	Quarter Ended	Half Year	Half Year	Financial Year
Sr. No.	Particulars	30.9.2021 (Unaudited)	30.6.2021 (Unaudited)	30.9.2020 (Unaudited)	Ended 30.9.2021 (Unaudited)	Ended 30.9.2020 (Unaudited)	Ended 31.3.2021 (Audited)
A	PARTICULARS OF SHAREHOLDING						
1	Public Shareholding						
	- Number of Shares	33272078	28772078	21135796	33272078	21135796	15872078
	- Percentage of Shareholding	68.65%	65.44%	77.87%	68.65%	77.87%	51.08%
2	Promoters and Promoter Group Shareholding						
	a) Pledged/Encumbered						
	- Number of Shares	4761988	4761988	-	4761988	-	4761988
	- Percentage of Shares (as a % of the total Shareholding of Promoter and Promoter Group)	31.34%	31.34%	-	31.34%	-	31.34%
	- Percentage of Shares (as a % of the total Share Capital of the Company)	9.82%	10.83%	-	9.82%	-	15.33%
	b) Non-encumbered						
	- Number of Shares	10434578	10434578	6005000	10434578	6005000	10434578
	- Percentage of Shares (as a % of the total Shareholding of Promoter and Promoter Group)	68.66%	68.66%	100%	68.66%	100%	68.66%
	- Percentage of Shares (as a % of the total Share Capital of the Company)	21.53%	23.73%	22.13%	21.53%	22.13%	33.59%
B	INVESTOR COMPLAINTS						
					Quarter Ended 30th Sept., 2021		
	Pending at the beginning of the quarter				Nil		
	Received during the quarter				1		
	Disposed of during the quarter				1		
	Remaining unresolved at the end of the quarter				Nil		

Contd....





Sanjit Kumar

Statement of Assets and Liabilities

Sr. No.	Particulars	(Rs. in Lacs)	
		Half Year Ended 30.9.2021 (Unaudited)	Financial Year Ended 31.3.2021 (Audited)
A	ASSETS		
1	Non Current Assets		
	a) Property, Plant & Equipment	15348.36	15615.87
	b) Capital Work in Progress	8603.39	3458.39
	c) Other Intangible Assets	7.64	9.4
	d) Financial Assets		
	(i) Investments	1588.38	-
	(ii) Trade Receivable	-	-
	(iii) Loans	599.10	594.64
	e) Deferred Tax Assets (Net)	-	-
	f) Other Non Current Assets	383.80	218.78
	Sub total: Non Current Assets	26530.67	19897.08
2	Current Assets		
	a) Inventories	813.66	624.19
	b) Financial Assets		
	(i) Trade Receivable	2439.79	1623.66
	(ii) Cash and Cash equivalent	908.62	762.25
	(iii) Bank Balances other than (ii) above	146.00	36.89
	(iv) Loans	11.09	8.98
	(v) Others	4507.05	752.18
	c) Other Current Assets	1597.20	864.72
	Sub total: Current Assets	10423.41	4672.87
	TOTAL: ASSETS	36954.08	24569.95
B	EQUITY AND LIABILITIES		
1	EQUITY		
	a) Equity Share Capital	4846.86	3106.86
	b) Other Equity	14115.92	6556.44
	Sub Total: Equity	18962.78	9663.30
2	LIABILITIES		
	Non Current Liabilities		
	a) Financial Liabilities		
	(i) Borrowings (Transferred to Current Financial Liabilities - Short Term Borrowings)	1803.14	42.74
	(ii) Trade Payables		
	(iii) Other Financial Liabilities		
	b) Provisions	703.78	1329.51
	c) Deferred Tax Liability (Net)	194.61	540.20
	Sub Total: Non Current Liabilities	2701.53	1912.45
	Current Liabilities		
	a) Financial Liabilities		
	(i) Borrowings includes amount (Transferred from Non Current Financial Liabilities - Long Term Borrowings)	282.23	242.11
	(ii) Trade Payables due to MSME	144.82	210.08
	Others	2109.34	2563.65
	(iii) Other Financial Liabilities		
	b) Other Current Liabilities	12256.19	9624.51
	c) Provision	497.19	363.85
	Sub Total: Current Liabilities	15289.77	12994.20
	TOTAL EQUITY AND LIABILITIES	36954.08	24569.95

Contd....



Sanjay Kumar


CASH FLOW STATEMENT

Sr. No.	Particulars	Half Year Ended 30.9.2021 (Unaudited)	Financial Year Ended 31.3.2021 (Audited)
A)	CASH FLOW FROM OPERATING ACTIVITIES:	(3183.76)	2006.97
	Profit/(Loss) before tax		
	Adjustments for:		
	Depreciation and Amortisation Expenses	791.05	1555.42
	Miscellaneous Expenses Written Off	56.17	176.46
	Foreign Exchange Fluctuations/Sweat Equity & Premium thereon	4007.25	1975.20
	Excess Provision of Income Tax	-	(0.09)
	Provision for Gratuity	390.62	147.41
	Amount Transferred from WIP to Stores	26.73	10.66
	(Gain)/loss on sale of Fixed Assets	(6.50)	(92.24)
	Interest Income	(12.79)	(29.03)
	Finance Cost/Interest on Term Loan	2.61	185.00
	Operating Profit Before Working Capital Changes	2071.38	5935.76
	Adjustments for:		
	Increase/Decrease in Trade receivables	(816.13)	(1057.14)
	(Increase)/Decrease in Other Current Assets	(386.99)	(609.88)
	(Increase)/Decrease in Inventories	(189.47)	162.76
	(Increase)/Decrease in Loan & Advances	(3756.98)	(705.54)
	(Decrease)/Increase in Trade Payable	(509.57)	(347.01)
	(Decrease)/Increase in Short Term Borrowings	(102.79)	(78.41)
	(Decrease)/Increase in Other Current Liabilities	2005.95	2,020.50
	(Decrease)/Increase in Short Term Provisions	133.34	(121.38)
	Cash Generated From Operations	(3,622.64)	(736.10)
	Direct Taxes (Paid)/Refund	(1551.26)	5199.66
	Cash Flow Before Extraordinary items	(345.49)	76.05
	Extraordinary items	(1896.75)	5275.71
	Net Cash From Operating Activities	(1896.75)	5275.71
B)	CASH FLOW FROM INVESTING ACTIVITIES:		
	Purchase of Fixed Assets	(353.29)	(63.95)
	Expenditure on work in progress	(5,345.27)	(2421.57)
	Sale/Adjustment of Fixed Assets	11.32	116.65
	Purchase of Investments	(1,588.38)	-
	Interest Received	12.79	29.03
	Long Term Advances (Given)/Received	(4.46)	(4.11)
	Purchase of Membranes and Recasting of Pans	(221.19)	-
	Net Cash Used in Investing Activities	(7,488.48)	(2343.95)
C)	CASH FLOW FROM FINANCING ACTIVITIES:		
	Proceeds from Long Term Borrowings	1931.37	63.04
	Repayment to Financial Institution and Bank	(28.05)	(3175.20)
	Interest Paid	(2.61)	(256.84)
	Proceeds from Issue of share capital*	1290.00	-
	Proceeds from share premium account*	6450.00	-
	Payment towards Short Term Borrowings (Working Capital)	-	-
	Net Cash Flow from Financing Activities	9640.71	(3369.00)
	Net Decrease in Cash And Cash Equivalents	255.48	(437.24)
	Cash And Cash Equivalents at the beginning of year	799.14	1236.38
	Cash And Cash Equivalents at the end of year	1054.62	799.14
	Cash and cash equivalents include deposits having maturity exceeding 3 months amounting to Rs.146.00 lacs		

* Proceeds from issue of Share Capital and Share Premium Account includes allotment of 75,00,000 Equity Shares to M/s Durva Infratech LLP against the purchase of Plant & Machinery on 21st May, 2021.

- Notes:
- Allotment of 45,00,000 Sweat Equity Shares for non cash Consideration @ Rs 89.05 per equity share to Shri Naveen Chopra, Managing Director of the company as approved by the Board of Directors through Resolution passed by circulation on 23rd July, 2021. The company had borne tax liability thereon.
 - The above un-audited financial results of the Company have been prepared in accordance with the Indian Accounting Standards (IND AS) prescribed under section 133 of the Companies Act, 2013 (the "Act") read with relevant rules issued thereunder, other accounting principles generally accepted in India and guidelines issued by the Securities and Exchange Board of India.
 - The Company is in process of purchasing 49% stake in Flow Tech Chemicals Pvt. Ltd. (FTCPL) a related party of the company in one or more tranches by 30th June, 2022 and gradually upto 100% stake by 31st December, 2022 as approved by shareholders in their EOGM held on 30th June, 2021
 - The Company operates in a single business segment viz., Chemicals.
 - The figures of the previous period have been regrouped/ reclassified, wherever necessary.
 - The above results have been reviewed by the Audit Committee and thereafter approved by the Board in its meeting held on 11th November, 2021.

Place : Chandigarh
Date : 11 November, 2021



ICM UDIM. 21523735AAAAS02689

For and on behalf of the Board

(Naveen Chopra)
Managing Director

Sarjit Kumar



REVIEW' REPORT

**The Board of Directors,
Punjab Alkalies & Chemicals Limited,
S.C.O No 125-127, Sector 17-B,
Chandigarh – 160017.**


Dear Sirs,

We have reviewed the accompanying statement of unaudited financial results of Punjab Alkalies & Chemicals Limited for the quarter and half year ended 30th September, 2021. This statement is the responsibility of the Company's Management and has been approved by the Board of Directors. Our responsibility is to issue a report on these financial statements based on our review.

We conducted our review of the Statement in accordance with the Standard on Review of Engagement (SRE) 2410 "Review of Interim Financial Information Performed by the Independent Auditor of the Entity", issued by the Institute of Chartered Accountants of India. This standard requires that we plan and perform the review to obtain moderate assurance as to whether the financial statements are free of material misstatement. A review is limited primarily to inquiries of company personnel and analytical procedures applied to financial data and thus provides less assurance than an audit. We have not performed an audit and accordingly, we do not express an audit opinion.

Based on our review conducted as above, nothing has come to our attention that causes us to believe that the accompanying statement of unaudited financial results prepared in accordance with applicable accounting standards and other recognised accounting practices and policies has not disclosed the information required to be disclosed in terms of Regulation 33 of the SEBI (Listing Obligations & Disclosure Requirements) Regulations, 2015 including the manner in which it is to be disclosed, or that it contains any material misstatement.

For Hari S. & Associates
Chartered Accountants
ICAI Firm Registration Number 007709N
ICAI UDIN: - 21523735AAAASO2689


Kapil Vohra
Partner

Membership No 523735

Place of Signature: Chandigarh

Dated 11th November 2021

