

General information about company

Scrip code	506852
NSE Symbol	
MSEI Symbol	
ISIN	INE607A01022
Name of the company	Primo Chemicals Limited (Formerly known as Punjab Alkalies & Chemicals Limited)
Whether company is SME	No
Class of Security	Equity Shares
Type of report	Quarterly
Quarter Ended / Half year ended/Date of Report (For Prelisting / Allotment)	30-06-2023
Date of allotment / extinguishment (in case Capital Restructuring selected) / Listing Date	
Shareholding pattern filed under	Regulation 31 (1) (b)
Whether the listed entity is Public Sector Undertaking (PSU)?	No



Declaration

Sr. No.	Particular	Yes/No	Promoter and Promoter Group	Public shareholder	Non Promoter- Non Public
1	Whether the Listed Entity has issued any partly paid up shares?	No	No	No	No
2	Whether the Listed Entity has issued any Convertible Securities ?	No	No	No	No
3	Whether the Listed Entity has issued any Warrants ?	No	No	No	No
4	Whether the Listed Entity has any shares against which depository receipts are issued?	No	No	No	No
5	Whether the Listed Entity has any shares in locked-in?	Yes	No	Yes	No
6	Whether any shares held by promoters are pledge or otherwise encumbered?	No	No		
7	Whether company has equity shares with differential voting rights?	No	No	No	No
8	Whether the listed entity has any significant beneficial owner?	No			



Table VI - Statement showing foreign ownership limits

Particular	Approved limits (%)	Limits utilized (%)
As on shareholding date	100	0.82
As on the end of previous 1st quarter	100	0.79
As on the end of previous 2nd quarter	100	0.83
As on the end of previous 3rd quarter	100	0.87
As on the end of previous 4th quarter	100	0.84



Table I - Summary Statement holding of specified securities

Category (I)	Category of shareholder (II)	Nos. Of shareholders (III)	No. of fully paid up equity shares held (IV)	No. Of Partly paid-up equity shares held (V)	No. Of shares underlying Depository Receipts (VI)	Total nos. shares held (VII) = (IV)+ (V)+ (VI)	Shareholding as a % of total no. of shares (calculated as per SCRR, 1957) (VIII) As a % of (A+B+C2)	Number of Voting Rights held in each class of securities (IX)			
								No of Voting (XIV) Rights			Total as a % of (A+B+C)
								Class eg: X	Class eg:y	Total	
(A)	Promoter & Promoter Group	10	75982830			75982830	31.35	75982830		75982830	31.35
(B)	Public	33546	166360390			166360390	68.65	166360390		166360390	68.65
(C)	Non Promoter-Non Public										
(C1)	Shares underlying DRs										
(C2)	Shares held by Employee Trusts										
	Total	33556	242343220			242343220	100	242343220		242343220	100



Table I - Summary Statement holding of specified securities

Category (I)	Category of shareholder (II)	No. Of Shares Underlying Outstanding convertible securities (X)	No. of Shares Underlying Outstanding Warrants (Xi)	No. Of Shares Underlying Outstanding convertible securities and No. Of Warrants (Xi) (a)	Shareholding , as a % assuming full conversion of convertible securities (as a percentage of diluted share capital) (XI)= (VII)+ (X) As a % of (A+B+C2)	Number of Locked in shares (XII)		Number of Shares pledged or otherwise encumbered (XIII)		Number of equity shares held in dematerialized form (XIV)	Sub-categorization of shares		
						No. (a)	As a % of total Shares held (b)	No. (a)	As a % of total Shares held (b)		Sub-category (i)	Sub-category (ii)	Sub-category (iii)
(A)	Promoter & Promoter Group				31.35					75982830			
(B)	Public				68.65	42500000	25.55			157913490	0	0	0
(C)	Non Promoter-Non Public												
(C1)	Shares underlying DRs												
(C2)	Shares held by Employee Trusts												
	Total				100	42500000	17.54			233896320	0	0	0





Table II - Statement showing shareholding pattern of the Promoter and Promoter Group

Sr.	Category & Name of the Shareholders (I)	Nos. Of shareholders (III)	No. of fully paid up equity shares held (IV)	No. Of Partly paid-up equity shares held (V)	No. Of shares underlying Depository Receipts (VI)	Total nos. shares held (VII) = (IV)+(V)+(VI)	Shareholding as a % of total no. of shares (calculated as per SCRR, 1957) (VIII) As a % of (A+B+C2)	Number of Voting Rights held in each class of securities (IX)			
								No of Voting (XIV) Rights			Total as a % of Total Voting rights
								Class eg: X	Class eg:y	Total	
A	Table II - Statement showing shareholding pattern of the Promoter and Promoter Group										
(1)	Indian										
(a)	Individuals/Hindu undivided Family	7	62756295			62756295	25.9	62756295		62756295	25.9
(d)	Any Other (specify)	3	13226535			13226535	5.46	13226535		13226535	5.46
Sub-Total (A) (1)		10	75982830			75982830	31.35	75982830		75982830	31.35
(2)	Foreign										
Total Shareholding of Promoter and Promoter Group (A)=(A)(1)+(A) (2)		10	75982830			75982830	31.35	75982830		75982830	31.35
B	Table III - Statement showing shareholding pattern of the Public shareholder										
(1)	Institutions (Domestic)										
(a)	Mutual Funds	11	4615212			4615212	1.9	4615212		4615212	1.9
(j)	Other Financial Institutions	12	47000			47000	0.02	47000		47000	0.02
Sub-Total (B) (1)		23	4662212			4662212	1.92	4662212		4662212	1.92
(2)	Institutions (Foreign)										



(g)	Any Other (specify)	2	15750			15750	0.01	15750		15750	0.01
Sub-Total (B) (2)		2	15750			15750	0.01	15750		15750	0.01
(3)	Central Government / State Government(s)										
(4)	Non-institutions										
(b)	Directors and their relatives (excluding independent directors and nominee directors)	1	42500000			42500000	17.54	42500000		42500000	17.54
(c)	Key Managerial Personnel	1	50			50	0	50		50	0
(g)	Resident Individuals holding nominal share capital up to Rs. 2 lakhs	31411	29024967			29024967	11.98	29024967		29024967	11.98
(h)	Resident Individuals holding nominal share capital in excess of Rs. 2 lakhs	42	17183214			17183214	7.09	17183214		17183214	7.09
(i)	Non Resident Indians (NRIs)	607	2062250			2062250	0.85	2062250		2062250	0.85
(k)	Foreign Companies	1	100000			100000	0.04	100000		100000	0.04
(l)	Bodies Corporate	1004	68584147			68584147	28.3	68584147		68584147	28.3
(m)	Any Other (specify)	454	2227800			2227800	0.92	2227800		2227800	0.92
Sub-Total (B) (4)		33521	161682428			161682428	66.72	161682428		161682428	66.72
Total Public Shareholding (B)=(B)(1)+(B)(2)+(B)(3)+(B)(4)		33546	166360390			166360390	68.65	166360390		166360390	68.65
C	Table IV - Statement showing shareholding pattern of the Non Promoter- Non Public shareholder										



Total (A+B+C2)		33556	242343220			242343220	100	242343220		242343220	100
Total (A+B+C)		33556	242343220			242343220	100	242343220		242343220	100



Table II - Statement showing shareholding pattern of the Promoter and Promoter Group

Sr.	No. Of Shares Underlying Outstanding convertible securities (X)	No. of Shares Underlying Outstanding Warrants (Xi)	No. Of Shares Underlying Outstanding convertible securities and No. Of Warrants (Xi) (a)	Shareholding , as a % assuming full conversion of convertible securities (as a percentage of diluted share capital) (XI)= (VII)+(X) As a % of (A+B+C2)	Number of Locked in shares (XII)		Number of Shares pledged or otherwise encumbered (XIII)		Number of equity shares held in dematerialized form (XIV)	Sub-categorization of shares		
					No. (a)	As a % of total Shares held (b)	No. (a)	As a % of total Shares held (b)		Sub-category (i)	Sub-category (ii)	Sub-category (iii)
A	Table II - Statement showing shareholding pattern of the Promoter and Promoter Group											
(1)	Indian											
(a)				25.9					62756295			
(d)				5.46					13226535			
Sub-Total (A)(1)				31.35					75982830			
(2)	Foreign											
Total Shareholding of Promoter and Promoter Group (A)= (A)(1)+(A)(2)				31.35					75982830			
B	Table III - Statement showing shareholding pattern of the Public shareholder											
(1)	Institutions (Domestic)											
(a)				1.9	0	0			4578712	0	0	0



(j)				0.02	0	0			0	0	0	0
Sub-Total (B)(1)				1.92	0	0			4578712	0	0	0
(2)	Institutions (Foreign)											
(g)				0.01	0	0			0	0	0	0
Sub-Total (B)(2)				0.01	0	0			0	0	0	0
(3)	Central Government / State Government(s)											
(4)	Non-institutions											
(b)				17.54	42500000	100			42500000	0	0	0
(c)				0	0	0			50	0	0	0
(g)				11.98	0	0			22902392	0	0	0
(h)				7.09	0	0			17183214	0	0	0
(i)				0.85	0	0			670175	0	0	0
(k)				0.04	0	0			0	0	0	0
(l)				28.3	0	0			67851147	0	0	0
(m)				0.92	0	0			2227800	0	0	0
Sub-Total (B)(4)				66.72	42500000	26.29			153334778	0	0	0
Total Public Shareholding (B)=(B)(1)+(B)(2)+(B)(3)+(B)(4)				68.65	42500000	25.55			157913490	0	0	0
C	Table IV - Statement showing shareholding pattern of the Non Promoter- Non Public shareholder											
Total (A+B+C2)				100	42500000	17.54			233896320			
Total (A+B+C)				100	42500000	17.54			233896320			



Disclosure of notes on shareholding pattern

Textual
Information(1)



Text Block

Textual Information()

Shares held in the name of Sh Mayank Ahlawat being First Holder & Partner of Advance Chemicals.




Individuals/Hindu undivided Family

Searial No.	1	2	3	4	5	6	7
Name of the Shareholders (I)	Dayawati Dahiya	Garima Singh	Jagbir Singh Ahlawat	Jatin Dahiya	Mayank Ahlawat	Parerna Ahlawat	Sukhbir Singh Dahiya
PAN (II)	AAFPD0929C	AQUPG7083K	AAHPA2745B	BGSPD0546B	AZWPA5228P	AAGPP5953R	ACCPD9200H
No. of fully paid up equity shares held (IV)	3560170	1100000	15500100	5482535	1960160	9875315	25278015
No. Of Partly paid-up equity shares held (V)							
No. Of shares underlying Depository Receipts (VI)							
Total nos. shares held (VII) = (IV)+ (V)+ (VI)	3560170	1100000	15500100	5482535	1960160	9875315	25278015
Shareholding as a % of total no. of shares (calculated as per SCRR, 1957) (VIII) As a % of (A+B+C2)	1.47	0.45	6.4	2.26	0.81	4.07	10.43
Number of Voting Rights held in each class of securities (IX)							
Class eg:X	3560170	1100000	15500100	5482535	1960160	9875315	25278015
Class eg:y							
Total	3560170	1100000	15500100	5482535	1960160	9875315	25278015
Total as a % of Total Voting rights	1.47	0.45	6.4	2.26	0.81	4.07	10.43



No. Of Shares Underlying Outstanding convertible securities (X)							
No. of Shares Underlying Outstanding Warrants (Xi)							
No. Of Shares Underlying Outstanding convertible securities and No. Of Warrants (Xi) (a)							
Shareholding , as a % assuming full conversion of convertible securities (as a percentage of diluted share capital) (XI)= (VII)+(Xi)(a) As a % of (A+B+C2)	1.47	0.45	6.4	2.26	0.81	4.07	10.43
Number of Locked in shares (XII)							
No. (a)							
As a % of total Shares held (b)							
Number of Shares pledged or otherwise encumbered (XIII)							
No. (a)							
As a % of total Shares held (b)							
Number of equity shares held in	3560170	1100000	15500100	5482535	1960160	9875315	25278015



dematerialized form (XIV)							
Reason for not providing PAN							
Reason for not providing PAN							
Shareholder type	Promoter Group	Promoter Group	Promoter	Promoter	Promoter Group	Promoter	Promoter




Individuals/Hindu undivided Family

Serial No.	
Name of the Shareholders (I)	Click here to go back
PAN (II)	Total
No. of fully paid up equity shares held (IV)	62756295
No. Of Partly paid-up equity shares held (V)	
No. Of shares underlying Depository Receipts (VI)	
Total nos. shares held (VII) = (IV)+ (V)+ (VI)	62756295
Shareholding as a % of total no. of shares (calculated as per SCRR, 1957) (VIII) As a % of (A+B+C2)	25.9
Number of Voting Rights held in each class of securities (IX)	
Class eg:X	62756295
Class eg:y	
Total	62756295
Total as a % of Total Voting rights	25.9



No. Of Shares Underlying Outstanding convertible securities (X)	
No. of Shares Underlying Outstanding Warrants (Xi)	
No. Of Shares Underlying Outstanding convertible securities and No. Of Warrants (Xi) (a)	
Shareholding , as a % assuming full conversion of convertible securities (as a percentage of diluted share capital) (XI)= (VII)+(Xi)(a) As a % of (A+B+C2)	25.9
Number of Locked in shares (XII)	
No. (a)	
As a % of total Shares held (b)	
Number of Shares pledged or otherwise encumbered (XIII)	
No. (a)	
As a % of total Shares held (b)	
Number of equity shares held in	62756295




dematerialized form (XIV)	
Reason for not providing PAN	
Reason for not providing PAN	
Shareholder type	




Any Other (specify)

Searial No.	1	2	3	
Category	Bodies Corporate	Bodies Corporate	Bodies Corporate	Click here to go back
Name of the Shareholders (I)	Flowtech Industrial Projects Private Limited	Himalaya Alkalies & Chemicals Limited	Tara Mercantile Private Limited	
PAN (II)	AABCF7849J	AAKCS5199R	AAACT2680C	Total
No. of the Shareholders (I)	1	1	1	3
No. of fully paid up equity shares held (IV)	8860160	2604390	1761985	13226535
No. Of Partly paid-up equity shares held (V)				
No. Of shares underlying Depository Receipts (VI)				
Total nos. shares held (VII) = (IV)+ (V)+ (VI)	8860160	2604390	1761985	13226535
Shareholding as a % of total no. of shares (calculated as per SCRR, 1957) (VIII) As a % of (A+B+C2)	3.66	1.07	0.73	5.46
Number of Voting Rights held in each class of securities (IX)				
Class eg: X	8860160	2604390	1761985	13226535
Class eg:y				



Total	8860160	2604390	1761985	13226535
Total as a % of Total Voting rights	3.66	1.07	0.73	5.46
No. Of Shares Underlying Outstanding convertible securities (X)				
No. of Shares Underlying Outstanding Warrants (Xi)				
No. Of Shares Underlying Outstanding convertible securities and No. Of Warrants (Xi) (a)				
Shareholding , as a % assuming full conversion of convertible securities (as a percentage of diluted share capital) (XI)= (VII)+(X) As a % of (A+B+C2)	3.66	1.07	0.73	5.46
Number of Locked in shares (XII)				
No. (a)				
As a % of total Shares held (b)				
Number of Shares pledged or otherwise encumbered (XIII)				
No. (a)				



As a % of total Shares held (b)				
Number of equity shares held in dematerialized form (XIV)	8860160	2604390	1761985	13226535
Reason for not providing PAN				
Reason for not providing PAN				
Shareholder type	Promoter	Promoter Group	Promoter Group	



Mutual Funds

Searial No.	1	
Name of the Shareholders (I)	Quant Mutual Fund - Quant Small Cap Fund	Click here to go back
PAN (II)	AAATE0120D	Total
No. of fully paid up equity shares held (IV)	4556962	4556962
No. Of Partly paid-up equity shares held (V)		
No. Of shares underlying Depository Receipts (VI)		
Total nos. shares held (VII) = (IV)+ (V)+ (VI)	4556962	4556962
Shareholding as a % of total no. of shares (calculated as per SCRR, 1957) (VIII) As a % of (A+B+C2)	1.88	1.88
Number of Voting Rights held in each class of securities (IX)		
Class eg: X	4556962	4556962
Class eg:y		
Total	4556962	4556962
Total as a % of Total Voting rights	1.88	1.88



No. Of Shares Underlying Outstanding convertible securities (X)		
No. of Shares Underlying Outstanding Warrants (Xi)		
No. Of Shares Underlying Outstanding convertible securities and No. Of Warrants (Xi) (a)		
Shareholding , as a % assuming full conversion of convertible securities (as a percentage of diluted share capital) (XI)= (VII)+(X) As a % of (A+B+C2)	1.88	1.88
Number of Locked in shares (XII)		
No. (a)	0	0
As a % of total Shares held (b)	0	0
Number of equity shares held in dematerialized form (XIV)	4556962	4556962
Reason for not providing PAN		
Reason for not providing PAN		




Sub-categorization of shares		
Shareholding (No. of shares) under		
Sub-category (i)	0	0
Sub-category (ii)	0	0
Sub-category (iii)	0	0




Bodies Corporate

Serial No.	1	2	
Name of the Shareholders (I)	Durva Infratech LLP	Plutus Wealth Management LLP	Click here to go back
PAN (II)	AASFD2308J	AATFP4879R	Total
No. of fully paid up equity shares held (IV)	37500000	21250000	58750000
No. Of Partly paid-up equity shares held (V)			
No. Of shares underlying Depository Receipts (VI)			
Total nos. shares held (VII) = (IV)+ (V)+ (VI)	37500000	21250000	58750000
Shareholding as a % of total no. of shares (calculated as per SCRR, 1957) (VIII) As a % of (A+B+C2)	15.47	8.77	24.24
Number of Voting Rights held in each class of securities (IX)			
Class eg: X	37500000	21250000	58750000
Class eg:y			
Total	37500000	21250000	58750000
Total as a % of Total Voting rights	15.47	8.77	24.24



No. Of Shares Underlying Outstanding convertible securities (X)			
No. of Shares Underlying Outstanding Warrants (Xi)			
No. Of Shares Underlying Outstanding convertible securities and No. Of Warrants (Xi) (a)			
Shareholding , as a % assuming full conversion of convertible securities (as a percentage of diluted share capital) (XI)= (VII)+(X) As a % of (A+B+C2)	15.47	8.77	24.24
Number of Locked in shares (XII)			
No. (a)	0	0	0
As a % of total Shares held (b)	0	0	0
Number of equity shares held in dematerialized form (XIV)	37500000	21250000	58750000
Reason for not providing PAN			
Reason for not providing PAN			



Sub-categorization of shares			
Shareholding (No. of shares) under			
Sub-category (i)	0	0	0
Sub-category (ii)	0	0	0
Sub-category (iii)	0	0	0



Directors and their relatives (excluding independent directors and nominee directors)

Serial No.	1	
Name of the Shareholders (I)	NAVEEN CHOPRA	Click here to go back
PAN (II)	AAPPC4259G	Total
No. of fully paid up equity shares held (IV)	42500000	42500000
No. Of Partly paid-up equity shares held (V)		
No. Of shares underlying Depository Receipts (VI)		
Total nos. shares held (VII) = (IV)+ (V)+ (VI)	42500000	42500000
Shareholding as a % of total no. of shares (calculated as per SCRR, 1957) (VIII) As a % of (A+B+C2)	17.54	17.54
Number of Voting Rights held in each class of securities (IX)		
Class eg: X	42500000	42500000
Class eg:y		
Total	42500000	42500000
Total as a % of Total Voting rights	17.54	17.54



No. Of Shares Underlying Outstanding convertible securities (X)		
No. of Shares Underlying Outstanding Warrants (Xi)		
No. Of Shares Underlying Outstanding convertible securities and No. Of Warrants (Xi) (a)		
Shareholding , as a % assuming full conversion of convertible securities (as a percentage of diluted share capital) (XI)= (VII)+(X) As a % of (A+B+C2)	17.54	17.54
Number of Locked in shares (XII)		
No. (a)	42500000	42500000
As a % of total Shares held (b)	100	100
Number of equity shares held in dematerialized form (XIV)	42500000	42500000
Reason for not providing PAN		
Reason for not providing PAN		



Sub-categorization of shares		
Shareholding (No. of shares) under		
Sub-category (i)	0	0
Sub-category (ii)	0	0
Sub-category (iii)	0	0



Any Other (specify)

Searial No.	1	2	
Category	Other	Other	
Category / More than 1 percentage	Category	Category	Click here to go back
Name of the Shareholders (I)	Indian Liberation Fund	Banco Santander A/c Explorer Mauritius	
PAN (II)			Total
No. of the Shareholders (I)	1	1	2
No. of fully paid up equity shares held (IV)	15250	500	15750
No. Of Partly paid-up equity shares held (V)			
No. Of shares underlying Depository Receipts (VI)			
Total nos. shares held (VII) = (IV)+ (V)+ (VI)	15250	500	15750
Shareholding as a % of total no. of shares (calculated as per SCRR, 1957) (VIII) As a % of (A+B+C2)	0.01	0	0.01
Number of Voting Rights held in each class of securities (IX)			
Class eg: X	15250	500	15750



Class eg:y			
Total	15250	500	15750
Total as a % of Total Voting rights	0.01	0	0.01
No. Of Shares Underlying Outstanding convertible securities (X)			
No. of Shares Underlying Outstanding Warrants (Xi)			
No. Of Shares Underlying Outstanding convertible securities and Warrants (X)			
Shareholding , as a % assuming full conversion of convertible securities (as a percentage of diluted share capital) (XI)= (VII)+(X) As a % of (A+B+C2)	0.01	0	0.01
Number of Locked in shares (XII)			
No. (a)	0	0	0
As a % of total Shares held (b)	0	0	0
Number of equity shares held in dematerialized form (XIV)	0	0	0



Reason for not providing PAN			
Reason for not providing PAN			
Sub-categorization of shares			
Shareholding (No. of shares) under			
Sub-category (i)	0	0	0
Sub-category (ii)	0	0	0
Sub-category (iii)	0	0	0



Any Other (specify)

Serial No.	1	2	3	
Category	Trusts	HUF	Clearing Members	
Category / More than 1 percentage	Category	Category	Category	
Name of the Shareholders (I)				Click here to go back
PAN (II)				Total
No. of the Shareholders (I)	2	449	3	454
No. of fully paid up equity shares held (IV)	27750	2196835	3215	2227800
No. Of Partly paid-up equity shares held (V)				
No. Of shares underlying Depository Receipts (VI)				
Total nos. shares held (VII) = (IV)+ (V)+ (VI)	27750	2196835	3215	2227800
Shareholding as a % of total no. of shares (calculated as per SCRR, 1957) (VIII) As a % of (A+B+C2)	0.01	0.91	0	0.92
Number of Voting Rights held in each class of securities (IX)				
Class eg: X	27750	2196835	3215	2227800



Class eg:y				
Total	27750	2196835	3215	2227800
Total as a % of Total Voting rights	0.01	0.91	0	0.92
No. Of Shares Underlying Outstanding convertible securities (X)				
No. of Shares Underlying Outstanding Warrants (Xi)				
No. Of Shares Underlying Outstanding convertible securities and No. Of Warrants (Xi) (a)				
Shareholding , as a % assuming full conversion of convertible securities (as a percentage of diluted share capital) (XI)= (VII)+(X) As a % of (A+B+C2)	0.01	0.91	0	0.92
Number of Locked in shares (XII)				
No. (a)	0	0	0	0
As a % of total Shares held (b)	0	0	0	0
Number of equity shares held in	27750	2196835	3215	2227800



dematerialized form (XIV)				
Reason for not providing PAN				
Reason for not providing PAN				
Sub-categorization of shares				
Shareholding (No. of shares) under				
Sub-category (i)	0	0	0	0
Sub-category (ii)	0	0	0	0
Sub-category (iii)	0	0	0	0

